


For the love and care of Fancy Pigeons / Vir die liefde en versorging van Sierduiwe

# ***Die Sierduif*** ***The Fancy Pigeon***

***Januarie Februarie 2012***



**Jacobin**

R10 Vat Incl / R10 BTW Ing

Official Mouthpiece of the South African Fancy Pigeon Association  
Amptelike Mondstuk van die Suid-Afrikaanse Sierduifvereniging

---

### Honorary Presidents

Warren Klopper, PO Box 143, Schweizer-Reneke, 2780 Tel: 053 963 1547  
Renier Lee, PO Box 2368, Noorsekloof, Jeffereysbaai, 6331 Cell: 082 600 8647  
Clive Druce, 48 Lange Street, Uitenhage, 6230 Tel: 041 992 2684  
Stewart Patterson, PO Box 69184, Bryanston, 2021, Cell: 082 457 2919

### Executive Committee

#### National President - Hennie Hattingh

PO Box 30, Paulpietersburg, 3180 Tel: 034 995 1020 Cell: 082 923 3910 Fax: 086 742 6880  
E-mail: [jhhattingh@cybertrade.co.za](mailto:jhhattingh@cybertrade.co.za)

#### National Vice-President - Bertie Wessels

PO Box 1085, Bothaville, 9660 Tel: 056 515 2769 E-mail: [bertie\\_wessels@hotmail.com](mailto:bertie_wessels@hotmail.com)

#### National Secretary - Jan Lombard

PO Box 1544, Randburg, 2125 Tel: 011 793 5445 (19:00-21:00) Fax: 011 809 9564 (all hours) Cell: 083 274 1014  
E-mail: [janlombard1@yahoo.com](mailto:janlombard1@yahoo.com)

#### National Treasurer - Chris de Bruin

PO Box 788, Derdepoortpark, 0035 Tel: 012 819 1594 Fax: 012 430 4539 Fax2E-mail: 086 533 1950  
E-mail: [chris.debruin@dcs.gov.za](mailto:chris.debruin@dcs.gov.za)

#### National Ringmaster - Netta Prince

PO Box 455, Port Elizabeth, 6000 Tel: 041 365 7737 Fax: 041 364 3933 Cell: 082 565 9022  
fax2email 086 730 3229 E-mail: [safpa.rings@axxess.co.za](mailto:safpa.rings@axxess.co.za)

#### National Editor - Christo Munnik

PO Box 44, Hennenman, 9445 Tel: 057 573 1660 Cell: 076 391 5800 Fax2E-mail 086 636 7884  
E-mail: [cora.christo@gmail.com](mailto:cora.christo@gmail.com)

#### National Judges Officer - Chris vd Walt

1 Stanton Street, Fichardtspark, Bloemfontein, 9301 Tel: 051 522 3074 Cell: 083 378 6447  
E-mail: [plakkers@wol.co.za](mailto:plakkers@wol.co.za)

#### National Webmaster - Kobus Snyman

PO Box 22355, Exton Road, Bloemfontein, 9313 Tel: 051 433 1845 Cell: 082 875 0124  
SAFPA Website <http://www.safancypigeonassociation.za.org>. E-mail: [kobussnyman@absamail.co.za](mailto:kobussnyman@absamail.co.za)

#### Regional Representatives

##### Gauteng - Rob Lombaard

PO Box 161, Henley-on-Klip, 1962 Cell: 083 660 0628 or 079 502 5626 E-mail: [wings@absamail.co.za](mailto:wings@absamail.co.za)

##### FreeState - Petra vd Berg

PO Box 11589, Universitas, Bloemfontein, 9321 Tel: 051 522 6141 Cell: 082 776 1378  
E-mail: [pvdberg@absamail.co.za](mailto:pvdberg@absamail.co.za)

##### Western Cape - Pierre le Roux

31 Diaz Street, Panorama, 7500 Tel/Fax: 021 939 2572 Cell: 083 567 0226 E-mail: [pmleroux@telkomsa.net](mailto:pmleroux@telkomsa.net)

##### Northern FreeState - Bertie Wessels

PO Box 346, Bothaville, 9660 Tel: 056 515 2769 Cell: 083 733 4191 E-mail: [bertie\\_wessels@hotmail.com](mailto:bertie_wessels@hotmail.com)

##### Eastern Region - At van Jaarsveld

PO Box 3568, Middelburg, 1050 Tel: 013 245 1700 Cell: 072 368 1214 E-mail: [atvanjaarsveld@gmail.com](mailto:atvanjaarsveld@gmail.com)

##### Northern Cape - Hendriena Swanepoel

18 Conrad Street, Kimberley, 8301 Tel/Fax: 053 833 5024 Cell: 073 245 7993

##### Eastern Province - Robin Prince

PO Box 455, Port Elizabeth, 6000 Tel: 041 365 7737 Fax: 041 364 3933 Cell: 082 565 9022  
E-mail: [robinp@axxess.co.za](mailto:robinp@axxess.co.za)

##### South Western Districts - Kobus Swanepoel

PO Box 1250, Hartenbos, 6520 Tel/Fax: 044 695 2620 Cell: 083 264 2485 E-mail: [jenco.rialco1@gmail.com](mailto:jenco.rialco1@gmail.com)

##### Western Transvaal - Awie Esterhuizen

2 van Wyk Street, Freemanville, Klerksdorp, 2571 Cell: 084 682 0143 E-mail: [pyp.esterhuizen@gmail.com](mailto:pyp.esterhuizen@gmail.com)

##### Northern Transvaal - Nollie Oosthuizen

48 Felicia Street, Northvillia, Benoni 1501. Cell: 082 655 0659 E-mail: [corppay@mweb.co.za](mailto:corppay@mweb.co.za)

##### KwaZulu-Natal Eastern FreeState - Duane Schwarz

PO Box 1432, Pinetown, 3600 Cell: 084 207 1617 E-mail: [pigeon@live.co.za](mailto:pigeon@live.co.za)

---



|  |    |
|--|----|
| Editors Column   | 2  |
| Redaksioneel/Editorial   | 3  |
| The Hamedan Highflying Tumbler - Jan Lombard   | 4  |
| Die Sjinese Uil - die duif wat kortbroek dra -<br>Wikus van Niekerk                                      | 8  |
| Duitse skoue 2012 - Jan Lombard  | 10 |
| Nürnberg Lark - Wim van Rensburg   | 10 |
| Vriend of Vyand? - At Nigrini  | 13 |
| Hulde aan - Hansie Botes   | 14 |
| Runts - My passie - Johann Coetsee   | 15 |
| Die Egiptiese Swift - Wikus van Niekerk  | 17 |
| Baby Management - by Brian Pogue   | 20 |
| The Spring Show - Nollie Oosthuizen  | 22 |
| Graham Bates's trip down under   | 23 |
| Tilduiwe - my passie! deel 1 - Rene Schoenmaker  | 30 |
| Trumpeter and Toy Club - Lawn Show -<br>Freddie Theron   | 33 |
| Duiwesensus - Hansie Botes   | 36 |
| Die duiweboer se vrou! - Christie Marais   | 37 |
| Vrystaat Jeugskou Vereniging - Reddersburg en<br>Vrystaat Jeugskou Kampioenskappe -<br>Attie van Aswegen | 38 |
| Laat jou bietjie dink nè !! - Benard van Zyl   | 41 |
| Is duiwe invoere regtig nodig? - Christie Marais   | 43 |
| From the Ringmaster - Janet Prince   | 44 |
| The Leipzig show 2011 - Jerry Sindelar, Canada   | 46 |
| 'n Baie Groot Dankie - Ds Hennie Hattingh  | 47 |
| Die Raadsheer - Wikus van Niekerk  | 48 |
| SAFPA Affiliated Speciality Clubs adverts  | 49 |
| Skoudatums / Show dates  | 51 |
| Telkaart en Reëls  | 52 |

**The Fancy Pigeon  
Die Sierduif**  
Obtainable from  
Verkrygbaar by  
**Christo Munnik**  
Tel: 057 573 1660  
Fax: 086 636 7884  
Cell: 076 391 5800  
E-mail/E-pos  
cora.christo@gmail.com

**Graphic Design  
done by The Editor  
and Printed by  
Oranje Printers**  
Tel 058 481 2105/6/7  
058 481 2100  
Fax 058 481 4264  
E-mail  
repro@oranje.co.za

## 'n Spoorwegman se Gebed

O, Here, Noudat ek die vlag gestryk het, bid ek U, neem my voete van die nuwe spoorbaan af en plaas hulle veilig bo-op die trein van redding. Laat wysheid my handlamp wees en die Bybel my hooflig. Laat die trein gekoppel wees met die sterk skakel van liefde. En, Hemelse Vader, hou alle wissels gesluit wat na sylyne uitdraai, en veral die wat lei na 'n doodloopspoor. O, Here, as dit U wil is, laat elke sinjaal langs die lyn die witlig van hoop vertoon sodat ek die lewensreis kan aflê sonder om stil te hou. En, Here, laat U Gebod my rooster wees. En wanneer ek die reis volgens roostertyd afgelê het en in die groot donker stasie van die dood ingetrek het, mag die Superintendent van die Heelal sê:

"Mooi so Goeie en Getroue Dienaar, kom Teken die Betaalstaat en  
Ontvang Jou Loon van Ewige Geluksaligheid.


# Editor's column

## Verjaarsdae

P v Zyl du Toit - 02-Mar  
At van Jaarsveld- 02-Mar  
Will du Toit - 02-Mar  
Piet van Wyk - 04-Mar  
Jan Wiid - 04-Mar  
Christie Marais - 05-Mar  
Pekel Steyn - 07-Mar  
Minke Hohls - 09-Mar  
H Swanepoel - 10-Mar  
Kobus Swanepoel - 12-Mar  
Divan Lourens - 13-Mar  
Hermanus Steyn - 14-Mar

Willem Nel - 15-Mar  
Koos Botha - 19-Mar  
Ekstein Malan - 19-Mar  
Nic Hanekom - 19-Mar  
Louis vd Walt - 22-Mar  
Stuart Torrance - 23-Mar  
Jan Kriel - 23-Mar  
Christo Nel - 27-Mar  
Rita Britz - 27-Mar  
Boekie Meyer - 31-Mar  
Frik Knoetze - 01-Apr  
David Sadie - 01-Apr  
Attie vd Walt - 04-Apr  
George Bell - 05-Apr

Rob Poley - 06-Apr  
Pieter du Toit - 10-Apr  
Rob Lombaard - 11-Apr  
Eldrie Stoetery - 13-Apr  
Jacobus Pieterse - 15-Apr  
C Gertenbach - 16-Apr  
André Haarhoff - 16-Apr  
Frikkie Mostert - 16-Apr  
Piet Marais - 17-Apr  
Andries Steyn - 21-Apr  
Hendri Botha - 22-Apr  
Chris de Bruin - 22-Apr  
Brian Mattison - 23-Apr



**Die netjiese hokke en agterplaas van Gert Venter van Riebeeckstad. Altyd 'n plesier om by Gert en Koekie te kuier**

## **Belangrike berig lees asseblief**

**Bespreking van akkomodasie kan vanaf Januarie 2012 by my persoonlik gedoen word en dit sal sluit einde April 2012, waarna geen verdere besprekings gedoen sal word nie. Die akkomodasie eenhede moet dan finaal by ATKV bespreek word. Kobus Swanepoel - Tel: 044 695 2620**





Alweer die eerste boekie van die nuwe jaar, en ons is alweer in die tweede maand van die jaar. Ai, mens mag nie so kla nie maar die tyd is besig om net te vinnig verby te gaan na my sin. Jy kan amper sê ons ry een van die dae SA's toe en die skoue is nog nie eers aan die gang nie. Waar jaag alles heen?

Members will see that I placed more photos of pigeons and will do that in future as I was asked to do. Please send me more photos of pigeons with your articles. In this issue I placed another article of my friend from England, Graham Bates, of the show he attended and judged in Adelaide and next month I will place the article on the show he judged with me in Sydney. I do this so that members can see what is happening in other countries and what their pigeons look like.

Wat ook in die uitgawe te sien is, is die uitslae van die Jeugskou Kampioenskappe wat deur Attie van Aswegen

# Redaksioneel Editorial


gedryf en beoordeel word. Attie is besig om groot werk te doen onder die jeug en as ons almal ons ondersteuning en samewerking aan Attie gee sal ons een van die dae die vrugte begin pluk as die jeug ledetal begin groei in die SASV. Dankie Attie en dankie ook vir wat jy nog gaan doen vorentoe.

Ek het met heelwat duiweboere gepraat gedurende die afgelope maand en dit lyk darem of daar redelik geteel is in 2011, maar by sommige duiweboere het dit, lyk vir my, maar beroerd gegaan. Jan Kriel het baie goeie Strassers, Norwich Kroppers en Sjinese Uile geteel. Harry Munnik het te veel Norwich Kroppers geteel en ook 'n klomp American Showracers, wat baie belowend lyk, geteel. Oom Dries vd Walt was hier by sy hokke en is baie opgewonde oor die Kroppers wat hier loop. Dit lyk my Frik Schoeman, Matt Willemse en Gert Venter is ook soveel tevrede. Ek het van Gert se aantel gesien en hy het goeie Carriers geteel maar ek was meer opgewonde oor sy Dragoon babas. Daar is 'n paar duiwe daar wat vir

ander manne kan moeilikheid maak op skoue.

Ek verstaan van ander bronne dat Myles van Deventer baie, baie goed geteel het met die Satinette en Blondinette. Dit is nogal iets om reg te kry. Rodney Stevens is ook weer terug in die Vrystaat en klink baie gelukkig met sy omstandighede. Ek het verlede week die voorreg gehad om Anton Koen se "set-up" te sien en ek was baie in my skik met wat ek gesien het. Die man se hokke is mooi en netjies en ek verstaan van hom daar is 55 rasse op sy plot.

Ek het self ook goed met die Brunners geteel. Daar is duiwe wat nou al begin wys dat hulle tipe reg is. Intussen is ek ook weer sterk op pad om goeie Birmingham Rollers in die lug te sit vir die eerste keer in seker 5 jaar. Dit maak my natuurlik baie opgewonde want die Rollers was nog altyd my eerste liefde. Hulle gee my soveel genot in die lug dat ek partymaal die ander duiwe aan hulle genade oorlaat. Ek sien nogal uit na die jaar se skouseisoen en hoop dat daar lekker kompetisie sal wees.



The following is an interview by my friend Jerry Sindelar with a breeder of this interesting breed. The interview is followed up by the standard of the Hamedam Highflyer. Enjoy!

Iran is a country full of Pigeon Fanciers. In every city, town or village, on every street corner or alley you can find at least a fancier. Sometimes you find three or four neighbours with houses attached to each other, keeping pigeons on the rooftops. Some of these fanciers are friends with each other and some are rivals. I believe this is what makes the sport exciting and so popular. Most of these fanciers keep "Iranian High Flying Tumblers". There are some breeders in different cities, who keep homers or Iranian Low Flyers.

As a little child growing up in Iran, I always kept Iranian Highflying Tumblers either on the rooftop or in the back

yard. My uncle was my motivation. He was the one who got me hooked on this sport and introduced me to one of the most beautiful pigeon breeds on the earth. This breed is called "Hamedan High Flying Tumbler", na-

each from a poor villager. This had continued until there was no Hamedan Tumblers left in the region, except for a few fanciers who refused to sell their birds due to their wealth.


## The Hamedan Highflying Tumbler

Jan Lombard

med after the city "Hamedan", about 300 kilometer west of Tehran, the country's capital.

When I left the country about 20 years ago, there were some rumours that some animal smugglers were buying these birds from the people, mostly with low incomes and shipped them to the Arabic countries around

For about 20 years I didn't know what had happened to this breed and nobody had enough information on them, until last year that accidentally I found some pictures of them on Mr. Tony Mirseidi's website. I got the E-mail address and contacted the owner of them. It made me so happy seeing some one still keeping and breeding them.



and about the Persian Gulf. Some of these pure bred birds were sold for \$20,000 a pair when they were bought for as little as \$10

His name is Bahman. He was born and raised in Bahar, province of Hamedan. He is a great man with a great personality. We kept in



ouch and enjoyed talking about birds. What you read below is an interview with him in order to properly introduce this breed to fanciers around the world.

**Q:** Bahman, would you please introduce yourself to our readers?

**A:** I was born and raised in Bahar, Hamedan and been keeping and breeding Hamedan High flying Tumblers since I was a little kid. Actually, when I was born my father was keeping them.

**We can trace this breed 500 years back in my family.**

**Q:** is there anybody else who takes care of this breed?

**A:** As far as I know there are 2 other breeders living in Hamedan who keep them. I'm not sure about the other towns or villages, but I doubt it. Most of the people sold their birds to a Bird Smugler named Bushehry or his men for really cheap price comparing to what they were sold across the water in Arabic countries.

**Q:** Have they ever approached you? I mean the smugglers.

**A:** Yes, of course they did. They approached my father so many times but since my father was a wealthy man, he never accepted their offers. After my father, they came to me with some great offers as well, which I refused them all. Love for this

breed of pigeons and my own pride were the main reasons that I refused the offers. Now I am very happy and satisfied that I am one of the few ones that saved this breed.

scenes I have ever seen. It's priceless. They are such great performers that you can watch them for hours and hours without getting tired or bored.

They come in any colour and



**Q:** Can you please tell us about the characteristics of this breed? Flying style, colours and type of them.

**A:** These birds are highflying tumblers. They are able to fly 6 to 12 hours straight. They shoot up about 10 to 15 meters and then they tumble, usually more than once in one shooting. I have birds that can tumble 11 times in one shooting. When you think they are done flying and coming down for landing -right a few meters above your coop- they start over and shoot-up and tumble until they get out of the sight. This scene is one of the most beautiful flying

pattern that pigeons can have. Like blue bar, ash red, brown, recessive red, dilute, faded, almond, indigo, opal etc.

**Q:** Bahman, do you have any goals that you'd like to achieve regarding these beautiful birds? And any success?

**A:** There is one thing that has been keeping my mind occupied for years. I always wanted to breed birds with two different colours on their saddles, like combination of black and ash-red. I know this matter is some sort of genetic disorder, but I am crossing my fingers and

# Premolt 100

Reg. Nr.:V2540 Act 36 of 1947

**Vitamin/ mineral/ trace element and amino acid supplement for pigeons and cage-birds.**



*For flock treatment.*

*Ideal combination of a very wide range of elements.  
Leader in the supplementation of pigeons and birds  
during the moulting and breeding seasons.  
Plumage enhancer for avians.*

## MEDPET

Tel: +27(11) 614-8915; Fax: +27(11) 614-8916 email: [medpet@icon.co.za](mailto:medpet@icon.co.za)

[www.medpet.co.za](http://www.medpet.co.za)

Jan 2012



trying to make it happen and if it works, I will publish the recipe.

**Q:** Is there anything else that you'd like to add to our interview today?

**A:** I just want to thank you for this interview, which means a lot to me. I hope one day the international pigeon associations or clubs recognize this old breed of pigeon as one of the standard breeds and treat them the way they deserve. I'd like to see them everywhere in the world in the hands of the true fanciers who would care about them like the way I do. Thank you very much.

### **HAMEDAN HIGH FLYING TUMBLER Standard**

#### **Origin:**

Iran, province of Hamedan.

#### **Breed Characteristic:**

Performing highflying crack tumbler with 6-12 hours of flying, some are solo some are kit flyers with a very good homing instinct.

#### **Overall Impression:**

Strong, elegant saddled marked pigeon with proud carriage and head up, chest forward and wings on the tail.

#### **Head:**

Slightly larger, longish, curved, forehead reasonably high. Crest is placed slightly lower and has to be in the center of the back of the head and should be pointy with a length of 1 cm to 3 cm ( $\frac{1}{2}$ " -  $1\frac{1}{4}$ "). Longer is preferred.

#### **Eyes:**

Black only. Eye ceres are light, narrow and smooth.

#### **Beak:**

Medium to long, flesh light colour preferred, small black dots are allowed; wattles small and smooth.

#### **Neck:**

Longer, minimum length allowed 5cm (2"), full where the neck joins the body.

#### **Tail:**

Long, closed, held clear of the floor.

#### **Legs:**

Rather longer, set wide; muffs 12-15cm (5-6") long, thick and spread regularly; hock feathers well developed, not shorter than 7cm (2  $\frac{3}{4}$ ") long; slightly bent to give proper stance.

#### **Body, carriage & conformation:**

Medium size - about 40 cm (16") with full breast, wedge shape, calm upstanding appearance, showing a capability of a great activity.

#### **Marking:**

Only saddled marking allowed, regular or irregular (one sided); ideal is coloured shield with 10 white primary flights, 10 coloured secondary flights and 3 coloured coverts under primaries. Bars parallel and narrow going across the entire shield; checkering regular.

#### **Colour:**

Should be clear and rich as possible. All colours are allowed.

#### **Feathering:**

Richly developed, tight and

smooth.

#### **Faults:**

1. Weak body.
  2. Too short.
  3. Sparse or badly damaged muffs.
  4. Small or distorted crest.
  5. Dull or impure colour.
  6. Irregular marking.
  7. Large coloured spots on the body.
  8. Other colour of eyes than black.
  9. Smaller coloured spots than a dime on the head and neck are minor faults.
- #### **Order of Evaluation:**
1. Overall impression.
  2. Carriage.
  3. Body strength.
  4. Feathering.
  5. Muffs.
  6. Marking.
  7. Colour.
  8. Crest.
  9. Eyes.

#### **Description:**

Hamid R. Ziaei

#### **Standard:**

Jerry Sindelar  
Ontario, July, 2011.

FP

## *Gert Venter*


**Erneststraat 23  
Riebeeckstad 9459**

**Cell: 076 546 5613**

**Teel met: American  
Showracer, Maltees,  
Carrier, Dragon, SA  
Toy en Fairy Swallow**

**Email:**

**[gajventer@gmail.com](mailto:gajventer@gmail.com)**



Interessant is die feit dat die Duitsers die Sjinese Uil die Spanische Kragentaube (Spaanse Kraagduif) noem, met ander woorde van Spaanse oorsprong. Die Franse noem hulle Cravatés Chinois, in Engels vertaal as Whiskered Chinese Owl. Die Sjinese Uil (Meeu) se plek van oorsprong is nie bekend nie. Fulton en Lumley stel dat dit Sjina is en dat hulle geteel is uit Afrikaanse Uiltjies, maar hierdie stelling is nêrens in hul skrywes bevestig nie. Prütz (1884) stel dit die land van oorsprong onbekend is. Schachtzabel (1910) beweer dat die Sjinese Uile saam met Afrikaanse Uile vanaf Noord Afrika ingevoer was na Duitsland. Volgens Prütz is die Sjinese Uile in 1850 na Duitsland ingevoer en eers later daarna is die ras na Parys, Frankryk ingevoer. Tegetmeier bevestig dat die ras eers in 1868 na Engeland ingevoer is. De-Roo (1883) beskryf deur middel van 'n skets in Frankryk dat die Sjinese Uil geen broekvere het nie.

Levi beskryf die rasgrootte tussen die grootte van die Afrikaanse en Engelse Uil. Hy beskryf die borsstrik as "an extraordinary and profuse frill of reversed feathers

Chinese Meeu", afkomstig uit Afrika, dat die ras "...munt uit in door zijn enorme veren rijkdom. De veerstructuur wordt onderverdeeld in kraag, manen, bovenkus-

**DIE SJINESE UIL - die duif wat kortbroek dra - Wikus van Niekerk**

extending across its entire breast. Parting at the throat and running around each side of the neck in a reverse ruff, meeting at the back of the neck. The portion of the reverse feathering on the upper neck is called the cravaté, the upper portion of the breast frill is the cushion or neck fluff; and the portion below the horizontal parting of the feathers is known as the breast fluff. It also has an unusual frill or tuft of feathers growing from the body close to both legs. The USA breeders call this the "leg frill". Die Duitsers noem dit Pumphosen, wat as dit vertaal word, genoem die kortbroek. Die VSA ontwikkeling van die ras was benadeel deurdat die telers die ras met die Afrikaans Uil gekruis het om die kop te verbeter, maar het sodoende die broekvere verloor. McNellie skryf in Guide to the Pigeons of the World: "The underpants about the top of the legs are also filled and known as pantaloons."

Mulder en de Jong skryf in hul boek "Sierduifen van die

sen, scheidung, onderkussen en roosjes. De roosjes zijn de grote roosvormige donspluimen die de voorkant van en de zijden van de benen omsluiten".

Die drie uitstaande eienskappe van die Sjinese Uil wat dit onderskei van ander rasse is die nekstrik (kraag), die borstrik en die broekvere. Die RSA standaard ken 45% van die punte gewig aan die 3 eienskappe toe met beoordeling. Ander eienskappe soos kleur, kop dimensies, breë bors, eerder kort as lank, kan nie geïgnoreer word nie.

Die boek "International Pigeon Standards", deur Twomly, beskryf die nekstrik as volg: "Ample feathering running around each side of the neck, forming a complete circle of reversed feathers in a vertical line." Die SASV standaard boek maak melding van 'n duidelike breek van 6mm in die nekstrik aan die agterkant van die kop. Ook Levi bevestig dat die nekstrik reg rondom die nek moet strek.



## Mense is eensaam omdat hulle mure bou in plaas van brûe

Die borstrik bestaan uit oorvloedige omgekeerde vere wat die bors, ingesluit die vlerke se voorste rande, heel-temal bedek. Daar is 'n duidelike horisontale skeiding wat die boonste kussing (vere wat opwaarts strek) skei van die onderste kussing (vere wat afwaarts strek). 'n Roset-vormige borsstrik is ook aanvaarbaar.

Die broekvere (leg frills or pantaloons) is twee ewegroot donsagtige klosse vere wat voor die bene afhang, so groot soos duifeiers van 'n medium grootte duif.

Kleurverskeidenheid is ook groot byvoorbeeld alle selfkleure, gebalkte, geruite, saalgemerkte, stertgemerke en enige standaard kleure wat reeds ontwikkel is of wat geteel kan word, word erken.

Die ras is 'n kompakte, wigvormige medium grootte duif, eerder klein as te groot, die nek kort en dik by die skouers. Die bek is kort, maar lank genoeg om self kuikens groot te maak. Die algemene teelverskynsel is oormatige krul van die vere op die vlerke wat 'n fout is of die sogenaamde visstert (breë stert) wat ongewens is.

Sjinese Uile moet afgerig word in 'n loopring en daarin beoordeel word. Duiwe moet regop staan (vertoon) en moet nie plat op die stert sit

nie. Spesiale voorbereiding van die ras is nodig vir skoue. Die skouhokkies moet met riviersand voorberei word omdat skaafsels aan die donsagtige broekvere vassit. Die skeiding op die borsstrik moet mooi reguit horisontaal belyn word deur enkele veertjies te verwyder. Die broekvere moet mooi uitgehaal en getooi word vir skou.


Sjinese Uile is baie goeie broeiers en voer hulle kuikens goed. Daar is natuurlik nie eensgesindheid onder die Uil telers oor die kraag nie. 'n Senior beoordelaar wat self met Sjinese Uile teel wil dit hê dat die kraag plat en styf teen die nek moet lê. Daar is geen skrywe wat hierdie voorkeur staaf nie. Ek dink daar moet meer gefokus word dat die kraag verder om die nek strek. Op hierdie stadium strek die kraag van baie duiwe so ongeveer 50% om die nek.

En dan nog die verskillende voorkeure oor die Amerikaanse Sjinese Uile (kleiner duiwe), die Engelse Invoere wat groter, growwer en breër is terwyl daar nog die SA weergawes op skoue gesien word.

Daar word duiwe vertoon wat uitstekende rosette vertoon, wat 'n bootvormige stel vere vertoon wat vanaf die romp (onderste bors) wat

uitwaarts strek. Hierdie is my persoonlike voorkeur as ek Sjinese uile beoordeel, maar gevalle kom voor dat die vere op die onderste romp wat in die rigting van die stert strek, heeltemal die pantaloons oordonder en verberg. So erg dat die "broek" van die uil nie meer gesien kan word nie. Ons kan redeneer dat die breë rompreve wat agtertoe en uitwaarts strek, ekstra punte vir die duif moet verdien. Maar waar is die balans tussen die hoofkenmerke?

Die kraag, die bors en die pantaloons is die hoofeienskappe op die puntebord. Hoe kan ek punte gee vir pantaloons as ek dit nie kan sien nie? En hoe kan ek 'n Sjinese Uil laat wen as die kraag nie eers 180 grade om die nek strek nie? As ek 'n duif voor my het met 'n kraag wat rondom die nek strek met 'n 6mm gaping agter, dui dit op 'n 300 grade nek-kraag, 'n baie beter duif as die 180 grade nek-kraag? As ons werklik kyk na die 3 hoof-eienskappe, 'n puik borstrik met die boonste en onderste kussings in balans, goedgedefinieerde pantaloons en 'n nek-kraag wat ver moet omstrek, kan ons altyd die plasing van die Sjinese Uil in die top 7 op meriete regverdig? Ek het net hardop gedink!



ders, bantams, watervoëls, hase, konyne, en ander knaagdiere in. Die skou vind volgende jaar plaas op die Neue Messe Fairgrounds in Leipzig - vanaf 7 tot 9 Desember 2012. Vir meer inligting kan u [www.europaschau-leipzig.de](http://www.europaschau-leipzig.de) of [www.lipsia-rasseflugel.de](http://www.lipsia-rasseflugel.de)

belangstel kan ek noem dat 'n ekonomiese klas retoerkaartjie na Duitsland ongeveer R8000+ kos as jy vroegtydig bespreek. Dis gewoonlik 'n oornag vlug. Hotelkoste en etes beloop ongeveer dieselfde as plaaslik - vanaf ongeveer 80 Euro per nag vir bed en ont-

## Duitse skoue 2012

Jan Lombard, Noord Transvaal

Die Europa skou vind volgende jaar weer in Duitsland plaas. Dit sal die 27ste Europa skou wees. Hierdie skou roteer tussen lande wat deel vorm van die EE (European Entente). Wanneer dit in Duitsland plaasvind, wat na bewering 65000 sierduifteilers het, en al die ander Europese telers dit ondersteun, is dit altyd 'n massiewe skou. Die organiseerders verwag inskrywings vanuit 28 lidlande, en glo dat dit die grootste skou van alle tye gaan wees! 100 000 inskrywings is dalk haalbaar - en ons dink 2000 duiwe op 'n skou is baie! Die verskillende lidlande van die EE het elk 'n stalletjie met verteenwoordigers, en 'n tolk. Hierdie skou is nie net vir duiwe nie, maar vir alle sogenaamde klein diere. Dit sluit dus sierduiwe, hoen-

besoek vanaf vroeg Januarie 2012.

Die bekende Nuremberg skou vind net 'n week later plaas, van 14 tot 16 Desember 2012. Nuremberg en Leipzig het albei groot lughawens en is relatief naby mekaar. Ek skat 'n vlug tussen die 2 stede sal nie langer as 'n driekwart uur duur nie. 'n Treinrit kan ook vinnig en interessant wees. Die bekende Taubenmuseum van Karlheinz Sollfrank sal gedurende die skou oop wees vir besoeke. Hierdie duiwemuseum beslaan meer as 600 vierkante meter en is propvol duiweartikels, sommige 'n paar eeue oud, en bitter waardevol! Die wat dit besoek het, beskou dit as die hoogtepunt van hulle duiweloopbaan. Vir die wat

byt - as jy nie te vol fiesies is en 'n "fancy" hotel soek nie. Dis wel 'n hoop geld, maar elke sent werd volgens die wat al daar was. Die Duitse kersmarkte is glo ook 'n belewenis. In plaas na direk na Duitsland vlieg, kan 'n mens ook via Engeland gaan. Iemand daar organiseer jaarliks 'n toerbus deur die Franse kanaal, van Dover in Engeland na Calais in Frankryk, en dan deur België en Holland na Duitsland.

Ek wou vanjaar 2 paar duiwe uit Europa invoer, en het reeds daarvoor gespaar, maar met die geld kan ek al klaar my vliegkaartjie betaal. Nou moet ek nog net spaar vir die binnelandse reis en verblyf in Duitsland. Wie gaan saam?

FP

The Nürnberger Lark had already been established in the Region of Nürnberg Highlands over 100 Years by the end of the Second World

War and was known by that name since 1880, where possible, (no predation) the Breed is an excellent 'Free-flying' Pigeon.

The Breeds that went into the Make-up have been lost in time, but possibly the 'Forellen' Pigeon and the Gimpel would have been





Eye-Cere and light Horn Beak without dark Staining,

The Lower back is a Creamy White colour with a Grey tail with a distinct tail bar as dark as possible (with the Tail

3 varieties and normally no crossing is done between the Lark and Bar/Barless but occasionally is needed as without the 'backcross' to the Lark Marked (and very intensive selection!) the

## Nürnberger Lark, Lark Marked and Mehlicht in Bar and Bareless Wim van Rensburg

two of them and also the Coburger Lark, in 1882 it was known as the 'Lark-gimpel' the Mehlicht, formerly known as 'Reflicht' in Barred and Bareless a later addition, Mehlicht has nothing to do with 'Mealy' but translates as 'Light Meal or 'Flour' coloured, the Nürnberger Lark is Genetically a Dilute Blue, not a Red Series Bird as in the 'Mealy' or Rotfahl' colour.

There have been Ochre Breast, Lark Marked coloured Birds in many breeds but with the Nürnberger this is carried to its extreme, the entire ground colour of the Bird is an intensive Gold colour.


Originally the Wing Shield was a Blue-Greyish colour with Lark Markings but through selective breeding this is now expected to be an intensive and even Black/White Lark Marking with two distinct, serrated Black Bars and Creamy/Milk White Primary Feathers. Dark eyes with a single ring. Fiery Red

always light Grey at the Tip) completes the Colour Picture.

The 'Lark-Marking' is a Black feather with a pure White sharply defined Triangle on the tip, this off-course is graduated from very fine markings across the shoulders to the largest forming the 'Serrations' of the wing bars but should

Mehlicht does have a tendency to become course in build and paler in ground colour, also to loose the fiery red eye-cere colour, (any resultant progeny should not be bred back into the Lark-Marked however!).

A very slight lack of 'Purity' in colour is tolerated behind the thighs with the barred variety as it is realized by ex-



never be more than 1/3rd White.

The ground colour is expected to be the same for all

perienced Judges and Breeders that if this is penalized excessively, the Barring will quickly loose the desired dark colour and distinctness.



In form the Lark is a typical 'Field' Pigeon but more refined and not Large, although should never give an impression of weakness.

The Breast should be well rounded almost 'Plump', the head should be round and never course (a tendency in the Mehlicht, together with size, that needs to be ever corrected). The Posture should be proud, on medium length Red coloured Legs, with a near horizontal underline and the bird with a lively temperament.


Major faults would be any sign of greyness under the throat and over the ear

coverts, impure Creamy-White colour to the Primaries (along with selective breeding, plenty of sunshine actually helps correct this and helps the Eye-Cere colour!). 'Rust' in the wing shield or bars and excessively 'stained' beak, the Larking should always be as distinct as possible with sharp delination between the Black and White markings.

Older cock birds will sometimes however become darker, especially across the shoulders losing some of the fine shoulder markings, and I have found older hens will get slightly larger

and less distinct. White Wing Shield markings, but 1st year birds should always excell in these points, young birds in nest feather should display even wing markings but the colour will NOT be Black! you need to wait until they Moul! the ground colour will also be lighter but should be even, there is a natural tendency for the gold colour to pale on the lower breast, just before the thighs, but it should extend as low as possible and the paler colour gradually diffused. The Eyes must always be Dark in all Varieties.

They have a reputation, like



*The Fancy Pigeon*

*Die Sierduif*



many of the colour pigeons of being 'Wild' but my own experience is that they can

become very confiding, even inquisitive! and are excellent parents, sitting tightly and

rearing easily 8-10 even 12 young with little problem.

FP

## Waaiertertnuus / Fantail news

**Die Waaiertertklub hou DV Saterdag 11 Augustus 2012 'n klubskou op Welkom.**

**Ons nooi alle telers, oudtelers, voornemende telers en belangstellendes om te kom deel in die betowering van die "Queen of the fancy".**

**Kontak die klubsekretaris vir enige navrae en inskrywings.**

**The Fantail club will be hosting a club show at Welkom on Saturday 11 August 2012. We invite all to come and be enchanted by the "Queen of the fancy".**

**For entries and enquiries contact the club secretary.**

**Secretary: Christo Nel**

**Sel: 072 545 3180 E-Mail: jcnel@conlojoinery.co.za**

Ons grootste vriend of vyand is ons self en hoe ons enige standaard lees en vertolk wat nog te sê van vertaal, dus wil ek graag in Engels skryf, want die American Showracer telers skryf in Engels. Graag sê ek vir al die telers van die besonder-

000.00 se duiwe het vanaf die top telers uit Californië, VSA ingekom.

In 1967, Mr BW Cooper said the following about the eye colour of the Showracer: "What I try to breed in a bird is a strong black beak, neat

### Vriend of Vyand? - At Nigrini

se ras dat ek meer duiwe dae, jongduif-, streek- en nasionale skoue gewen het, as al die ander telers saam.

In die begin toe ek en Koos Marais die ras ingebring het, was daar nog manne soos Wynand Wessels, Basie de Lange, Nico du Preez. Piet van Wyk, Kobus Drotsky, Tom Ryke, Raymond Gadden, Lou Brits en Victor van Malawie, wat duiwe van Richard Brooks, Jack Fix, Jack Hamilton, Amos Hodson en George Tatum ingevoer het. Sowat R250

wattle, nicely curved head, not weak behind the wattle, a good eye with a large black pupil, with a thin golden line round the pupil, and then a rich deep red surrounded by an even fine white cere. In the Pigeon by WM Levy it says in the 1956 official Showracer standard, eye sharp, bright and fiery, any colour permissible, but dark or chestnut brown or a bright blood red most preferred.

The Australian standard in 1971 asks for a sharp bright and fiery blood red eye




preferred. The APG Showracer Special August 1971, asked in the official Showracer standard as approved by the American Showracer Association : Eye, 10 points, bright fiery and sharp in appearance, bright blood red or chestnut most preferred. In 1991 Australians asked for a blood red eye in colour, bright and fiery in appearance. September 20 1993 the standard asked: Eye bright, fiery and sharp in appearance. Bright blood red to dark red or chestnut preferred. Gravel, pale, bro-



Christo kom ons gesels bietjie oor Runts. Die Runt is nog altyd my gunsteling ras en dan ook die hoofras waarmee ek teel. My ander rasse is American Giants Runts, Caushois en dan teel ek ook met Working Homers.

Soos die jare verby gaan het die Runt regtig agteruit gegaan en ook het die telers

Klerksdorp se skou waar die duif nog 'n vlerkspan van 48 duim (1200mm) gehad het. Wat het van hulle geword? Dit was nog 'n ordentlike duif en daar en dan het ek besluit iets moet gedoen word om die Runts te verbeter. Ek gaan my uiterste bes doen om my deel te doen. Ons sal massas van die duiwe moet teel en dan selekteer.



### Runts.... My passie - Johann Coetsee

minder geword. Dan het sommige telers ook ontslae geraak of opgehou skou met hulle. Party sê dit is nie 'n wendduif nie en ander meen dit is 'n slordige duif, so as hulle nie kan wen nie dan word dit die duif se skuld. Party lede verander dan van rasse om sodoende dan te kan wen.

Ja, die duiwe het baie kleiner geword en dit is moeilik om nog duiwe te kry met 'n vlerkspan van 970mm. Ek onthou nog so goed 'n Grizzle Runt mannetjie van Oom Karel Reynecke van

Daarom het ek nou al 36 pare op wat broei en daar is al 'n paar kleintjies gering.

Net jammer hulle teel nie so maklik soos Mookees nie en dit gaan maar sukkel en dit gaan tyd neem om by die eindproduk te kom. Ongelukkig neem dit ook nog twee seisoene voordat die duif klaar ontwikkel het en jy regtig kan sien hoe die duif lyk. Wat die telery nog verder vermoeilik is dat die Runt afsonderlik in broeihokke gesit moet word aangesien hulle nie ander duiwe naby hulle toelaat as hulle broei

nie, maar gelukkig het hulle nie feeders nodig nie.


Ek glo daar is nog telers buite die SASV wat beter duiwe het as ons. Dit is net jammer dat ons nie van hulle weet nie. Verder hoop ek dat as die Runt se standaard verbeter het, ons meer telers sal kry wat dan die kompetisie sal meebring. Dit als net vir die liefde en versorging van Runts en al wen of verloor ek sal ek altyd met Runts teel en sal graag Runts agter my naam wil skryf.

FP

**Liefde is 'n rykdom in die lewe wat toeneem namate ons dit uitdeel aan andere.**




**Chris de Bruin**  
Teel met Cauchois, American Giant Runts, Strassers, Carneaus en Gros Mondains.  
Kontak besonderhede: Tel: 012 8191594  
(n/u), 012 4200181 (k/u), e-mail:  
chris.debruin@dcs.gov.za of  
tiaandebuin@hotmail.com







## International Brunner Club - Shop

To all spes clubs, we invite you to speak to us and we can show you what we can offer you in putting together for your next big club show! We are also prepared to tackle and create any fancy pigeon breed within reason in beads. Lets see how we can help you, show case your breed!



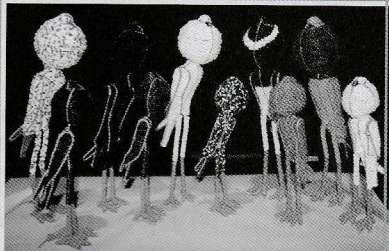

Embroyed IBC badge in two sizes; small R75 & large R100 each

IBC cotton collared dress shirt short sleeve R175 long sleeve R200




IBC Ceramic mugs club logo or var-ious prints available R65 each

IBC weatherproof jacket fitted with hood R275 each



IBC - The one of a kind - African Beaded Brunner pouter collection. They are unique in form and hand-crafted in any standard colour - R350 & R250 each

IBC ceramic plates 12 prints on stand R110 each



## National Ringmaster

Cell: 082 565 9022 / Tel: 041 365 7737 Fax: 041 364 3933  
Fax2Email: 086 730 3229 E-Mail: [safpa.rings@axxess.co.za](mailto:safpa.rings@axxess.co.za)

Banking details: Account Name - SAFPA

Standard Bank - Tyger Manor Branch Code 05-04-10-41

Account Number 272 692 794

Available Monday to Saturday 08:00 - 21:00

Sunday after 14:00

SAFPA - Kopie Suid-Afrikaanse Pouter Vereniging - SAFPA - Kopie Suid-Afrikaanse Pouter Vereniging - SAFPA - Kopie Suid-Afrikaanse Pouter Vereniging





Die oorsprong van die Swift is onbekend. Ludlow glo die Egiptiese Swift is van Asiese oorsprong, vanaf Indië. Hy beweer die duif is via Kairo/Elexandria na Engeland ingevoer waar dit die Engelse naam ontvang het. Die duif is vernoem na die Hawk Swallow (Swift) vanweë die vermoë om te sweef. Andrew Mc-Neillie (Skrywer van Pigeons of the World) glo die ras het sy oorsprong uitsluitlik in Egipte. Rots- en wilde duiwe was vir meer as 5000 jaar geteel in groot koepelagtige modderstrukture oor diep putte in Egipte wat baie spesies tot gevolg gehad het. Die hoogste klas duiwe was die "Egiptiese Swift". Die Egiptiese Swift is eers laat in die twintigste eeu (1980), na die Weste ingevoer.

Die Syrian Swift met die Egiptiese naam van Gergati bevestig dat die Swift van Egipte na Sirie uitgevoer is. Laasgenoemde is soortgelyk aan die Egiptiese Swift, maar het 'n meer kompakte verkleed aangesien die

vliegtoestande in Sirie verskil van die in Egipte. Dit is 'n medium grootte duif wat tussen 20 en 26 onse weeg met lang en losseregere vere. Die lang vlerkspan is tussen 26 en 29 duim (65 cm tot 72cm) lank. Die duif het 'n lang stert en die liggaam is smal in voorkoms. Die duiwe

die Egiptiese taal kom voor in swart met 'n goue maan, selfgeel en blou velvet (Gazgandy) wat 'n blou-bruin lyfkleur (verspreide faktor) en 'n gelerige maan het.

Die BOLK is van die keur duiwe wat gemerkte kleure is; die kante van die wange

## Die Egiptiese Swift - Wikus van Niekerk

is wakker en word baie goue senuagtig indien gepla word. Min aandag is aan seleksie gegee om die voorkoms van die duif te verbeter. Seleksie was eerder gerig om vlieg en intelligensie te verbeter.

Die duif het 'n klein tot medium kop, rond of ovaal, afhangend van die familie, met die bek ook klein tot medium, wyd by die kop aansluiting. Die oë is groot om in die donker te kan vlieg. Die nek is kort, sterk en goed ontwikkel. Die duif staan laag met 'n hoek van 46 tot 60° grade tot die horisontaal.

Die vlerke is baie lank en kruis oor 'n lang stert. In enkele variëteite hang die vlerke onder die stert. Die duiwe se vliegpatroon wissel tussen die van die vliegduif en die van die hoogvlieër. Die antieke Egiptenare het wedvlugte van tot 20 myl beoef.

Die kleurverskeidenheid is opmerklik. Die REHANI, wat beteken aangename reuk in

en die vlerke vertoon dieselfde kleur terwyl die res wit is. Kleure is geel tot swart met verskillende skakerings tussenin. Hierdie spesie is baie intelligent en is goeie vlieërs. Die oë is baie wyd uitmekaar geplaas.

Die MESAWED is die grootste van die ras, baie intelligent met goeie uithou vermoë. Hulle het wit vlerkpunte, wit stert en die lyf is swart.

Die OTATI se vere is silwergrys (verspreide faktor) met goed gedefinieerde ligte silwer in die maan. Homosigotiese silwer of smokey (?) kleure kom ook voor.

Die ANBARY ASMAR se kop is rond met kort bekkies. Die kleure is self swart en swart met wit vlerkpunte, is intelligent en is goeie vlieërs. Die RESSIEWE ROOI het 'n ressiewe rooi lyf met wit vlerkpunte

Die KARKANDY, ABSY, EGYPTIAN HALABY. Die Karkandy het 'n blou lyf met 'n wit stert, gebalk of balk-

loos. Die Absy is swart met 'n wit stert. Die Halaby is ressesief rooi met 'n wit stert.

Die SAFI is die elite groep van die Egiptiese Swift en is ook baie duur. Die kop is rond en klein. Die bek is kort, stomp en baie breed met volheid in die boonste en onderste gedeeltes. Die kleure is wit skimmel (grizzle) en blou.

Die Egiptiese Swift is dus 'n duif gekenmerk vir hul unieke kleurverskeidenheid as gevolg van ressesiewe gene met 'n lae liggaamspostuur. Dit is 'n smal duif met lang vlerke en stert, variasie in kop grootte en bek lengte. Intelligensie word beklemtoon en vliegvermoë (homing ability) goed maar nie vergelykbaar met die werkende posduif nie. (Bogenoemde uit: The Pigeon Fancier June '95 deur Adel Salem.)


Die "High Flying" sport in Egipte (Artikel in The Pigeon Fancier van Januarie 95 deur Adel Salem) Hierdie duiwesport wat in Egipte beoefen word is uniek in die wêreld. Dit word beskou as meer opwindend as die vliegsport en vanweë veeleising het dit 'n groot omset van diegene wat die sport beoefen. Dit word uitsluitlik in die groot stede en dorpe in Egipte beoefen en het ten doel om vreemde duive te lok na die eienaar se hokke wat vir hom aansien, respek en selfs prysgeld kan wen.

Hokke word spesifiek ontwerp, 2vt diep x 8vt breed x 4vt hoog, bestaande uit 2 kompartemente van hout-panele wat aanmekaar gesit word met 'n opening in die dak. Die hokke word op hoë verdieping gebou geplaas. 'n Net word so geplaas dat dit maklik oor die hok opening gedrapeer kan word met trektoue en katrolstelsel sodra 'n vreemde duif die opening sou binnegaan. Die duive word reeds van vroeë ouderdom af gewoon gemaak om lang tye te kan vlieg. Oefening geskied gedurende die dag op adhoc tye om sodoende ander mededingers te verhoed om jou eie duive te vang. Op 6 maande word die wifies geskei en slegs mannetjies word toegelaat om aan die kompetisies deel te neem. Baie Afrikaanse Uile, wat hulle eie kuikens kan groot maak, word saam met die Egiptiese Swift in Egipte gevlieg.

Die vliegspan word verder geoefen tot op ongeveer 8 maande waarna hulle kompetisie gereed sal wees. Daaglik, om 16H30 word die eerste vliegspan losgelaat van top geselekteerde Egiptiese Swifts, gemeng met wedvlugduive en verder gemeng met kruisprodukte van Egiptiese Swifts en wedvlugduive, 'n totaal van ongeveer 20 duive. Die 2de groep wat losgelaat word bestaande uit nog Egiptiese Swifts en 'n paar Neder-

landse tuimelaars, wat sterker en vinniger as die Birmingham Roller kan vlieg. Die gedagte is dat soos wat dit donker word, sal die tuimelaars wat rol die groep laer afbring. Die duive word geleer om selfs in sterk skemer steeds hulle eie hok te identifiseer. Die uiteindelige plan is om vreemde duive wat in die vlieggroep ingevlieg het, na die hok te lok en te vang. Die kans is soveel beter as die duif, baie na aan donker en uitgeput van die vlieg, geen ander keuse het om dan te land in die hok wat se ligte by laaste lig aangeskakel word. Die net word toegeruk oor die vreemde duif en die vangs is verseker. Volgens tradisie word duive wat gevang word, nie deur hulle oorspronklike eienaars opge-eis nie.

FP






Webmaster - Kobus Snyman E-mail: [kobussnyman@absamail.co.za](mailto:kobussnyman@absamail.co.za)



**INFINITE**  
*Africa Safaris*



Infinite Africa Safaris (Pty) Ltd offer hassle free holiday bookings. Choose from private establishments, SA National Parks, Forever Resorts (Aventura) and many more establishments all over South Africa. Get expert advice and preferential rates on your activities and accommodation.

Simply e-mail me direct on [chris@iasafari.co.za](mailto:chris@iasafari.co.za) for efficient handling of your well deserved holiday.

Visit [www.iasafari.co.za](http://www.iasafari.co.za) for more information.





work pretty well for me. Individual pairs seem to have their preferences.

In the loft I have a clipboard hanging on the wall as well as a calendar. I record when the first egg is laid, check for fertility about day 5 and then mark on the calendar when

getting through. If there is a small round hole, I will usually only leave it for 12 hours for fear that it dries out. I remove any shells from the nest to ensure that the other egg does not get capped on top of the egg preventing the chick from

## Baby Management

by Brian Pogue

Submitted by Nico vd Westhuizen

The Fantail is a complicated bird, some would even suggest artificial. Certainly that is true when compared to homers which are bred for strength, toughness and instinct. Consequently there is a correlation between the amount of time spent with the birds and the success of a stud - for a number of different reasons. I am a hands on kind when it comes to the loft. I enjoy my time out there and the time pays off.

For the most part I breed my birds loose in a pen with each pair having their individual nesting compartment which varies from pen to pen but is generally 30 inches wide, 2 feet deep and 2 feet high. Within each compartment will be a nest bowl or box in a corner and plenty of room for a second one in the other corner. I have made up nest boxes which vary from 8 to 9 inches a side or else bowls which are actually dishes for dogs but

eggs should hatch. I start checking at day 18 for babies, checking eggs for pipping signs or listening for chicks pounding inside. Once there is some break-

getting out.

Once the babies are hatched, I will monitor them for milk level and if not fed within 12 hours move them to another pair as that first



age on the egg, I will consider opening it up if 24 hours later it is not yet hatched, depending on how hard the chick inside is working at

feeding is critical. It seems that once babies get that good start they and their parents are ok.

I check babies virtually every



day. I feed my birds at least twice a day as I think parents feed better that way. So then I am checking those babies every day and any "problem"

I wean my babies at a young age. Once I see them eating from the feeder, they will be moved to a young bird pen when their tail is only 1 to 2

the tips off their toenails.

It is rare for my birds to be showing when they are weaned. For me this is a good thing as supporting a meaty wide body on immature legs causes a lot of stress and sometimes results in buckling as those birds get older. I do have some birds which use their tail as an umbrella. For birds which constantly hide under their tails, I will trim their tail similar but often more severe than a breeder. Since there is no tail, this usually results in the bird rolling up rather than getting in the habit of hiding under the tail. I watch for birds wanting to put their heads through the centre of the tail which is quickly remedied by lacing the tail and placing a piece of tape in the centre. For birds which catch their tail with one wing, I will apply tape on that side of the tail. I place the tape on the front of the tail so that the wing will slide off. If a bird requires more help I will place a light washer on the tail or, if more weight is necessary, a dime. Once it is corrected, I may just trim the tail on each side.

So, spending that extra time with babies will result in more birds for the show team in the fall. Good luck managing your babies!

FP



ones twice a day. At the time of banding, the band is placed on the right leg with the numbers upside down so that it is easy to read when I have the bird in my hand at a show or wherever.

When the babies are well feathered and mobile, I will place them on the floor so they are not interfering with the next nest and when on the floor they will start to pick at feed. (Ek kyk onder die vlerke. Sodra die veertjies oop is en jy geen lyf kan sien nie is die kleintjie reg- Nico)

inches long. Ideally the move is to a weaning pen with babies that are all less than 8 weeks old. When in that pen I will watch to make sure they are eating, and perhaps dunk their head in water to make sure they find it. When their eyes are closed frequently, it is a good sign that they need water. I handle the babies often and monitor body weight, although they will lose some baby fat. Shortly after weaning, I will check for lice and treat accordingly and trim


**Did you know - If you were to spell out numbers, how far would you have to go until you would find the letter 'A'? - One thousand**

Die Pretoria Landbou skou staan die jaar bekend as "The Spring Show". Die skou bestuur het my uitgenooi om hul openings funksie by te woon. Willie van Zyl het my bygestaan om 'n paar duive te vertoon tydens die funksie.

Die jaar was ek by die organisering van vier skoue betrokke en die "Spring show" se reëlings was tydens die SA's in Pretoria ook aan die

gewoonlik deur Noord Transvaal lede as 'n groep gedoen met Chris de Bruin as Hoofbeoordelaar. Ongelukkig was Chris in die hospitaal opgeneem weens komplikasies na sy operasie en kon hy nie die beoordeling meemaak nie.

Die Noord Transvaal lede teenwoordig het toe ingespring en die raswenners bepaal. Daarna het sewe lede 'n paneel gevorm en



Ruan de Bruin

## The Spring Show - Nollie Oosthuizen

gang.

Die skou het plaas gevind oor die periode van 30 Augustus tot 3 September 2011. Die oggend van die 30 ste het Johann Coetzee (wat 'n hulp, die man werk soos 'n esel), Pierre Appelgryn en myself die saal voorberei en opgestel sodat lede teen 16h00 kon inhok.

Noord Transvaal se doel met die skou is om die verskillende rasse aan die publiek te vertoon met gehalte duive en die behoud van goeie verhoudings met ons lede. Duiwe word ook te koop aangebied en nuwe lede word jaarliks so gewerf.

'n Totaal van 193 duive is ingeskryf deur 18 vertoners wat 29 rasse verteenwoordig het.

Die beoordeling van die duive tydens die skou word

deur middel van punte toekenning die Top Sewe bepaal. Die uitslag was as volg:

### Kampioen duif:

Gazzi Modena  
Gerhard van der Bank

### 1ste Reserwe:

Norwich Cropper  
Ettiene Oosthuizen

### 2de Reserwe:

American Showracer  
Willie van Zyl

### 3de Reserwe:

Chinese Owl

### 4de Reserwe:

English Trumpeter  
Ettiene Oosthuizen

### 5de Reserwe:

Jacobin  
Wikus van Niekerk

### 6de Reserwe:

Brunner Pouter  
Nollie Oosthuizen

Graag bedank ek vir Roelf Buitendag, Pierre Appelgryn, Johann Coetzee en Gert Meyer wat my ondersteun het met saal diens oor die skou periode.

## Rodney Stevens

PO Box 94 Crammond, 3220. Cell 082 624 2111  
Breeder of Brunner, Dutch Cropper, King, Gros Mondain, Modena, German Beauty Homer, English Show Homer, American Showracer, American Giant Homer, Fairy Swallow, Syrian Dewlap, Lebanon, South German Monk, Hungarian, Egyptian & Syrian Swift, Steinheimer Bagdad, Spot, Magnum, and Gold Beetle.



Die skou bestuur (Pieter Swart (Direkteur) en Hester Ingamells) verdien ook 'n

klop op die skouer vir hul onbaatsugtige diens en vriendelike hulp om aan al

ons behoeftes te voldoen rakende die skou. Dankie julle.

FP



On arrival in Adelaide on Thursday 16th June Rachel and I collected our car and set off directly to the hotel to get a couple of hours sleep, we had flown in from China via Sydney and were pretty knackered. We had been invited to David and Kay Lewis's in Blackwood on the outskirts of Adelaide for dinner so washed and refreshed we decided to hop in a taxi rather than drive. Our greeting on arrival at David and Kay's was as if we had know each other for years, when in fact we had only communicated by email for about 4 months, since my invitation to judge. In true oozy style it was only seconds before a beer was in my hand, we were the last of the evenings guest to arrive, Shildon Gunn and Don Barkley who had flown in from New Zealand, dodging

an ash cloud which had blown across from a volcano in Chilly and threatened our movements all the time we were in Australia, sounds familiar ha, and Ray Gutsche and his partner Nadine from just round the corner in

not slept at all on the plane the day before, so we spent a quite day exploring Adelaide. It's a lovely city spacious and clean and very easy to get around. Our hotel was opposite a park in which it was pleasant to

## Graham Bates's trip down under

Blackwood were already in full swing. After the introductions the usual pigeon banter followed discussing our own individual breeds, standards, types, shows and how they are run, judging, the inevitable pigeon politics, a real full on evening and with plenty of light heated whit as well. The girls all got on well, and we all tucked in to the wonderful meal Kay had prepared for us, it was a marvellous greeting, and a real pleasure, a great way to start our week in Adelaide, thank you David and Kay. The social side of our hobby has always been a big part of why I love keeping pigeons. Here at home it doesn't matter where you are in the country if you have your pigeon fanciers address book with you are never too far from a friend.

We almost missed breakfast on Friday morning we must have been shattered having

walk, it felt like a late summers day at home not too cold, a few showers and very green, but it was strange having large flocks of Rosella and Lorikeets just flying through the trees, Gellar's and Sulphur Crested Cockatoos picking around for seeds or insects on the grass, it was like living in a birdcage. Apart from that it was like home from home, driving on the left, and road signs in English, it probably felt better because of our days in China.

We had been told on Thursday night at dinner that the venue for the show was in a permanent building on the Adelaide showground where the pens are up all the time. I was expecting a shed or a very basic block built hall. Not quite so, the building itself is huge it combines a large open ground floor where markets and other

events are held, probably something different every weekend, the pigeon hall is on the first floor it is brick built with plenty of light, a service ramp for unloading, ladies & gents toilets a kitchen and a capacity I would think of around 2500 birds double tired, what a facility.

I had been allocated a lot of breeds and had about 300 birds to judge there were several empty pens which cut this number back a bit.

We did not have the luxury of a catalogue so I had to glean my own information on what birds belonged to who, in some cases my notes may be a bit sketchy but I hope what follows, along with some photos will enable reader to picture the birds on display, I have included with my comments, what I consider to constructive criticism which is after all only my opinion for what it is worth. It was an honour to be asked and I thoroughly enjoyed the task, it was a real pleasure. Thanks to all who exhibited and everyone for a wonderful weekend.

### Adelaide show 2011


#### Dragoons

Overall the standard of the Dragoon is behind ours here in the UK, there were however some useful birds. The best of which was a young Blue Grizzle Hen, she had a good stout beak with plenty

of power, good eye and cere colour, and wattle formation, she was beautifully fit and in lovely condition and handled

in the tail and rump.

The majority of those entered had the correct carriage and outlook, but apart from



well. She was a little timid and not used to the show pen and easily upset. There were two useful Blue Cocks one big one and one small, both had good stout beaks, the smaller one had the best cere colour and wattle formation so won the class, the larger one was pail in eye cere and his wattle could have done with some attention. There was a old (05) Red Hen which in her time would have been a very good hen but past her show days now, I would have thought that she would have produced some nice youngsters over her years but sadly there were none in evidence here. All the younger Reds on show were very ash

these leading birds and a handful of others most fell short of power in the beak and failed in cere colour.

#### German Beauty Homers


These were an impressive line up, by far the best group of birds I judged for quality and consistency of type. All I believed belonged to the same exhibitor Alan Dawson and Alan they are a real credit to you. Almost every pigeon had the correct horizontal carriage good length of neck and legs, and were short in body, tail and flights. The best colour group was the blues, what was also pleasing to me was the wattles on these pigeons with the exception of a 4 year old chequer cock were all of



fine texture, this chequer cock was the only bird in the whole section who's wattles had sprung, spoiling the profile. My best was a young blue cock which had a beautiful profile and a lovely heart shaped wattle, great power in the beak and well cut away underneath. There were two very good adult cocks but this youngster was equal to them. The hens whilst not having quite the width of the cocks again had lovely profiles and the same heart shaped wattles and plenty of substance in the beaks. I cannot say enough how impressed I was, believe me these really were very good Beauty Homers, there wasn't a poor one amongst them and all were in great condition, they were a real joy to judge. There were of a couple of silver hens and one white that were still good but just a little too long in face for my liking.

### Capuchins

Sadly I'm afraid the capuchins were a different story, there was only one pigeon worth a note a red adult cock all had incorrect carriage apart from this red cock. The others had every problem conceivable, bull or split eyes, over or under flighted, bishoped, short in hood feather, split mains, foul under the thighs, one even had a coloured tail. There is a lot of work to do with these Capuchin, sorry to be nega-




tive, but stick with it will be tough but very rewarding when the improvements come.

### Tumblers


In the long faced the best where the blacks, an adult cock taking best and a young hen best young bird

and opposite sex both were of good coby type, with plenty of width and a good rise of the beak which again in both cases was stout boxed and well set. There was an excellent adult black hen which may well have taken best but she was lame.



# CAMPO

Seeds & Feeds



JOYMOND CENTRE, 18 BARRATT STREET, FACTORIA,  
KRUGERSDORP

TEL: 011 955 5665 /1819 FAX: 011 955 3494 / 086 668 5086

E-MAIL: [info@campofeeds.co.za](mailto:info@campofeeds.co.za)


WEBSITE: [www.campofeeds.co.za](http://www.campofeeds.co.za)

Only the best quality ingredients go into our Pigeon Feed  
Mixes.


We specialise in Breeding, Racing, Hi-Pro, Fancy/Tumbler/  
Roller and Off Season mixes all mixed according to the  
Campo/Kingco recipe.

We also stock a full range of pigeon medicines and other  
pigeon products for your loft. A large selection of parrot,  
parakeet, canary and other bird food and hand rearing  
mixtures are sold at wholesale prices. Cat- and dog food &  
accessories, small animal feed and accessories also avail-  
able. Unbeatable prices on cages.

Your one stop shop for all your pigeon and animal require-  
ments at wholesale price



*The Fancy Pigeon*



Jan 2012

*Die Sierduif*



Some of the whites and splashes were larger and not so typey; a couple had massive skulls but had beak problems. Disappointingly with the acception of the winning blacks the remainder would have benefited from having a little more show preparation. This was again the case with the short faced tumbler. There were over 20 entered and amongst them some very good examples, but many had soiled flights badly trimmed or badly fitting beaks.

It was not until I got the AOC young cocks that I found a clean fit short face which was a good example of the breed. Nice though he was there were better short face, it is always disappointing to find good birds lacking in preparation losing out to fit birds that are not quite good enough, though no fault of their own.

### **Nuns**

There was a nice display of about a dozen Nuns again all from one exhibitor Dale Lewis. The blacks and duns were the best which is not surprising, they are a little way behind ours. General type, markings and colour in the blacks and duns is very good, where they fall a little short is in quality of shell they didn't have the width, height or thickness of backing and main feather. All were shown in good condition but could have been

trimmer a little better mainly to neaten the line of the bib and shell. After judging I spoke with Dale and he told me he is new to Nuns, his main breeds being Jacobins and Magpies, both of which he was exhibiting in nice quality. His family of Nuns all descended from single imported pair which was quite old when Dale obtained them, from which the previous owner had produced nothing in the years he had them, plus one other Australian rung bird of unknown. Whilst there is plenty of room for improvement there were some reasonable examples of the breed. Dale has certainly done well producing good numbers of youngsters and I am sure with his experience with Jacobins will over time achieve the improvements needed in feather properties.

### **Brunner Pouters**

Sadly the Brunner's were well below what is expected of a good Brunner here in Europe these days. There were about 30 penned but all were of the type we were used to 15/20 years ago, short and round. There were three couple that were a little above the rest a black mottle hen which I made my best, she was a showy hen with the best limbs in the group but wing crossing was not enough colour was good but she was not well mottled. A black cock worthy of a men-

tion he was on the big side, course in shoulders not bad in length of limb but was very heavy in thighs with fluffy feather quality. A cute, showy but short white hen was my best young bird she was as I said one of the old type but had a great temperament.


### **Holle Croppers**

Again of the 8 or so entered there were only two anywhere near the correct type the majority were short in neck and didn't roll up only the winning pigeon had any action most sat back on their tails. The two acceptions were a Grizzle pied and a splash both of which had good length of neck and rolled up well and had good globes but both tended to sit back on their tails.

### **Norwich Croppers**

There were not so many Norwich on display but there were some good quality examples. There were two blacks both with very good carriage and globes they were well marked and had plenty of action they were a little heavy in the shoulder scampered with our best birds today. The best examples were in the reds and mealy again very good in globe and action, a little slimmer in shoulders than the blacks but a couple had very prominent thighs destroying what were otherwise very good birds. My winner was an adult mealy cock which was pushed hard by





for one reason or another, mismarked, lack of globe and zest or something, then there were four blues 2 adults and 2 youngsters both hens, these were in a different league. Good in type, body size and globe, lovely temperament, good colour and markings with sound black bars and what pleased me very much was that both the youngsters were better than the adults. the young hens were difficult to split the one I made best was just a little better in carriage, if anything I would have liked to see a little more crop size and if not for that she would have beaten the Norwich for best blower.

a very good red cock. My best opposite sex and best opposite age was the young black hen. I was not asked for a best blower overall but had I of been the Norwich would have taken it.

first six I judged were medico


### Pigmy Pouters

#### Pomeranians

I'm sorry but I find it difficult to find any positives to mention about these. There were a couple of well marked pied but they were far too small as were they all, none had good enough hocks and footings. Something is needed I would think if a big rough limbed English pouter can be used with the highbred vigor the size and type could be improved.

#### Voorburgs

Only about 10 on display the






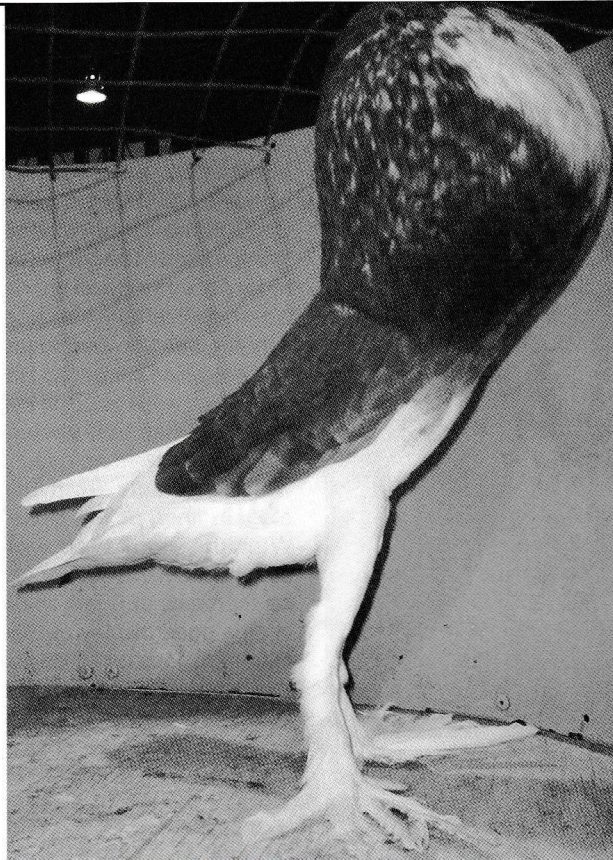


carriage and performed very well. To a Pigmy breeder there was one impressive red cock which should probably not have been in a show pen but he had wonderful carriage probably the slimmest body and tightly held narrow wing shields even though he would not inflate his crop fully he was showing signs of a very good back crop. His markings were well of the mark and had that undesirable fluffy feather quality which detracts from the elegant lines of the limbs. With the right type well matched hen this cock could be the basis of a family. All in all a good display of Pigmies all in good condition but could be so much better if they just had more action.

I am glad to say that when I got to the Pigmy's there was a step up in the numbers exhibited and the consistency of quality. In the blacks there were some birds with good slim bodies with wings clipped up tight plenty of length of limb and showing good length of waist and in the main very well marked. what let them down was the lack of action I did work hard to try and get some movement from them but it was not happening today disappointing as there were some good examples, and I feel sure had they filled there crops at least a couple of them would be in the running







**English Pouters**

Only five and all reds not a bad team the adult cock

jumped out as the overall best there was no question of that he was good in length

of limb he could move well and had a good crop both in size and form, he carried himself very well and was in good condition, as they all were, the other adult cock was very close in limbs and very "keely" and didn't move as well and he lacked markings. The adult hen was well proportioned and showy but just too small. The young cock was timid and didn't show himself very well neither did the young hen but she had the best bone structure and body form and despite the fact that she never fully inflated her globe I still made her best opposite sex and best young bird.

**FP**



Soos denk almaal van ons het ek op vroeë leeftyd begin met duuwe, ek was 4 jaar toe ek my eerste duuwe gekry het en het begin met veel verskillende soorte van Helm duuwe tot Pauwsterte.

Met advies van mense het ek my duuwe laat broei alvorens ek hulle laat vlieg het maar dinge het nie geloop soos ons gedenk het nie en in no time het ek net

3 jong duuwe oor en geen ouers meer. Daai duuwe het ons toe hands groot gemaak. Deur die verspeel van

Tilduiwe is kroppers maar spesifiek geteel om ander duuwe te lok, dit kom terug al die pad van die wereld

**Tilduiwe - my passie! deel 1**  
**Rene Schoenmaker**

duuwe het ek van my neefie die eerste tilduiwe gekry en was direk verlief.....

oorlog waar mense agtergekom het sommige duuwe het eienskappe so sterk om ander duuwe huis



toe te bring dat in tyd van skaarste van kos hierdie duiwe baie geld werd was omdat hulle vleis op die tafel gebreng het. Dit het nie net in Holland gebeur nie maar oorsprong gekry in Spanje en Italie. Almaal ken die Spaanse Croppers maar nie almaal is bewus dat die Modena een uit en uit lokduif was. In holland het hulle die verskillende rasse gevat en in elkaar gekruis om die beste uit alle soorte te kry en dis die Tilduiwe wat ons vandaag ken. Dit het nie oor looks gegaan nie en net die bestes is gebruik om te teel. Die tilduiwe is 90% uit die ou Valencia Cropper wat so goed als uitgesterf het. Die Valencia van vandaag is meer skou duif en kan amper nie vlieg nie. Door die 2de wereld oorlog het baie van die ou Valencia stocks verdwyn en is later nog geprobeer om nuwe stock vanuit Argentinië te kry en sover die statestieke sê is daar in 1946 3 paren in die land gebreng waar die Hollandse Valenciana wat nou beskikbaar is uit kom. In Spanje en dan voornamelyk die Suide van Spanje het hulle die ou vlieg Valenciaan probeer terug teel en dis waaruit vandaag se Canaria gekom het, hierdie duif is die naaste aan die ou Valenciana wat ons het en in Holland is hierdie soort baie populair om die rede dat die soort (Canaria) al die trekke het van die ou vlieg

Valenciaan wat deur die oorlog verdwyn het. Vroeër jare is vooral geteel op die lok eienskappe en het hulle nie rêrig geteel op die looks. Die stockperdjie het sy hoogte punt beleef in holland in die jare 70 en 80 en was so populair dat elke derde huis die hobby op een of ander manier bedryf het. Die duiwe is so aanpasbaar dat hulle hulle werk doen vanuit enige duiwe til. Een mens hoef nie groot hokke te bou om die stok perdjie te beoefen. Een mens kan met twee hokkies van 40x40x40 klaarkom om twee duiwe aan te hou. Met Tilduiwe word die Doffers en Henne geskei om hulle so fel as moontlyk te kry. Die Doffers sit in wat ons noem donker hokke wat beteken daar is geen daglig in die hok dit word gedoen om die Doffer geen ander duif te laat sien sodat as hy losgelaat word hy direk een ander duif gaan soek, om die dan so snel as moontlyk die hof te maak en huis toe te bring, die beste Doffers sal ook nie die Hen paar nie as hy die kans gegee word en sal direk huis toe kom sonder haar te paar. Dit maak die Hen nog meer tot hom aangetrek en sy sal hom dan amper blind volg huis toe. Die omgekeerde is ook dat die Hen haar self sal aanbied om te paar en sodra die Doffer haar wil paar en op haar klim onder hom uit vlieg en huis toe kom, dit kan een Doffer so mal maak dat



hy as een hoender sonder kop haar sal volg in die hok in. Die groot reël in die stokperdjie is sodra die ander Hen/Doffer in jou hok is en die hok is gesluit hy van eienaar verander het. Sommige mense wil hulle duiwe terug hê ander soos ek wil nie, die groot rede is as hy eers die fout gemaak het is die kans dat hy dit weer doen groot. Een ander liefhebber wat vêr weg is van waar hy gevang is mag dalk baie plesier van die Hen/Doffer hê. Julle sal kan verstaan dat Doffers of Henne wat vir jare in een hok vlieg en nie gevang is nie en wat baie gevang het baie baie geld werd word. Tilduiwe is huis vas maar sal nie die afstande aflê wat resies duiwe doen nie. Die meeste wat ek gehad het een Doffer of Hen teruggekome het was 85km maar dis meer uitsonderinge as reël. Een van die tricks om een Doffer vêr te laat vlieg is hom geen Hen te gee nie en dagelyks te

laat vlieg, die Doffer sal die heel dag bly afslaan en soek en die stukke wat hy aflê om te soek sal groter word so die duif fikser word. Van my duiwe sal tot 45 min aaneen stuk vlieg sonder te land en sal torenhoog staan om hulle partner te soek.

Al het die Spaanse duiwe en Tilduiwe die eienskappe in hulle om te lok moet een mens hulle tog train om die beste uit hulle te haal. Maar net so als met Resiesduif of Rollers. Ek doen die jong duiwe met twee in een donker hok sodra hulle begin self eet en gespeen is, dan laat ek al die jonge in die middag saam in die ren sodat hulle gewoon kan raak aan hulle omgewing. In die aand maak ek hulle weer met dieselfde 2 toe in een donker hok. Dit doen ek vir so 4 dae alvorens ek die hok oopmaak, ek haal hulle elke dag in en maak hulle almaal toe party maal bly een of twee buite maar die haal ek dan die volgende dag in. Die jong duiwe laat ek dan elke 2de dag so 2 uur voor skemer vlieg om hulle maklyk weer binne te kry. Sommige doen dit op kos maar my duiwe ook die kleintjies het altyd vol kosbakke, die rede hiervoor is dat niemand hulle dan op "honger" kan vang nie. Hierdie process laat ek solank aan gaan as wat ek kan, dit word bemoeielyk as die twee altwee Doffers is hulle gaan baklei..... twee

Henne saam is maklyk en een Doffer en Hen saam ook. Na so 6 weke saam te het gesit split ek hulle op so almaal kry sy eie hokkie. Die Henne en Doffers is nou apart maar nog steeds in die donker hokke en ek laat hulle nog steeds vlieg so 2.5 uur voor skemer. Maar as een inkom en gaan in sy hokkie maak ek hom toe en gee hom een snoep saadjie. Na in totaal van so drie maande skuif ek die henne binnekant toe naar die lighokke. Dit doen ek sodat ek elke dag met elke hen kan interact om hulle mak op die hand te kry. Als ek hulle laat vlieg laat ek eerste die Doffers een vir een uit die hok gaan en na een half uur sal ek Hen vir Hen by gooi. Dit om hulle so veel as moontlyk te laat vlieg en oefen. Teen daai tyd begin veral die Doffers hulle werk doen en ek sal die Hen wat hy insleep so 5 min by hom in die gesluite hokkie los sodat hy kan begin balk in die hoekie van die hok. Na een week of 2 so tewerk gaan het begin ek my ou Henne gebruik vir die Doffers en my ou Doffers vir die jong Henne. Nou alleen laat ek hulle individueel uit so ek sal een jong Doffer uit laat en hom goed dop hou en hom een oue Hen saamgee na so half uur, dit sal ek extend elke week met so een half uur tot die Doffer so 7 maande is. Dan gee ek geen Henne meer saam en

moet hy self begin sy dinge doen. Onthou sommige vat tot oor een jaar om reg te kom so het geduld. Elke keer as hy die Hen huis toe bring los ek haar saam met hom vir so 5 min as beloning dit sal help met die vinnig huis toe kom, party maal sukkel een mens maar dan het ek gaatjie geboor tussen die twee donker hokke en set die Hen in een en die Doffer in die ander dit help ook om hulle vinniger in te kry.

By die Henne doen ons maar dieselfde maar dan omgedraai en ons probeer die Henne meer en meer op die man te kry as op die Doffer dit beteken ek probeer die duif binne roep. Dit beteken later een mens gaan sukkel hulle op te paar maar jy wil hê die hen moet op jou staan nie op een Doffer om haar so gou as moontlyk binne te kry wanneer dit noodsaakelyk is. Ook laat ek haar elke keer in een donker hok skiet (sonder Doffer) om nie die hok hoeft te maak nie. Later sal ek haar direk uit die ren in haar lighok laat spring en sal haar beloon met een snoep saadjie als sy dit vinnig genoeg gedoen het en ook om haar een beloning te gee vir goeie werk. Met die Henne is dit van noodsaak een mens spandeer soveel als moontlyk tyd aan haar en hou haar vas en gooi in haar hokkie om haar so mak als moontlyk te maak jy sal sien




die Hen sal gaan lê onder jou hand om te paar. So sal jy jou duiwe mooi train en die meeste uit hulle kan haal wat daar in hulle is van nature. Jy sal sien hulle begin enige duif huis toe te bring, maar

die lekkerste sou wees dat een of twee mense in jou nabye omgewing ook begin sodat julle saam kan probeer mekaar se duiwe te vang en kyk watter een is die sterkste!! Dis waar die

stokperdjie oor gaan mooi duiwe wat werk en wat baie persoonlik is aan die eienaar/beoefenaar van die wonderlyke duiwe!!!!!!

FP



**Sekretaris:**

Wikus van Niekerk

**Lede:**

Freddie Theron en Gert Venter

**Nuwe lede:** Christo Nel, Johan van Hengel, Nollie Oosthuizen en Ettienne Oosthuizen. Peet Botha het in sy afwesigheid ook aangesluit by die Klub. Dit is die eerste keer in jare dat die

van die gewildste SA rasse.

There are some more members that we would like to join because of their previous track record related to breeding, show results, etc: Hendri Botha, Gert Holtshauzen, Eddie Quick (with other Trumpeter breeds) and anybody else that might be interested.

After a long time overdue, a Meeting/Lawn Show was organized by the Trumpeter and Toy Club and held on 12 November 2011 at the home of Freddie and Hannalie Theron - Hanfred Boerdery. Some old and new members attended - Free State, Gauteng and Northern Transvaal being represented. Unfortunately Peet and Sandra Botha from Mphumalanga could not come due to job requirements. Eddie Quick also could not attend due to the same reason. It was Gert Holtshauzen's birthday and he could also not attend.

## Trumpeter and Toy Club - Lawn Show held on 12 November 2011

Freddie Theron

Die volgende persone was teenwoordig:

**President:**

StewartPatterson

ledetal groei - bewys dat die behoefte daar is om veral die SA Toy te laat herrys as een

**Besluite geneem om die Trumpeter & Toy Klub te laat groei:**







1. Adverteer die Klub in Die Sierduif asook in die Duiwenuus.
2. Plasing van meer artikels

3. Have more lawnshows. aangaande Trompetters en Toys - deur ALLE lede: deel suksesse, probleme, ens.

4. Plan a Specialist Show.
5. Feedback column after shows - discussion on the winning birds, constructive criticism where needed (all to gain more knowledge and insight regarding the different Toy and Trumpeter breeds)

6. Support the new Web-page created by Johan van Hengel - more exposure to our Club.

**Web page:** <http://fancy-pigeon.weebly.com/>

**SA Toy Standaard:**

Die dispuut aangaande die oog kleur van die SA Toy was uiteidelik opgeklaar tydens die Algemene Jaar Vergadering van die Beoordelaarsforum 2011. Die nuwe voorgestelde SA Toy standaard moet in Engels



Meerwagel - Korts gelyk: E-mail: [Kopieer@safoa.za.org](mailto:Kopieer@safoa.za.org)





vertaal word en gestuur word na die Sekretaris van die Beoordelaarsforum vir publikasie en implementering.

#### General:

1. The two trophies of our club: Best Trumpeter/SA Toy on Show and Best SA Toy on Show are missing. Nollie was asked to trace them.
2. No Trumpeter & SA Toy Club rings were ordered for 2012 but it was decided to re-introduce them for 2013.
3. The size of the current F-rings is too small. The Ring master will be asked to investigate if a bigger ring can be purchased.

Voor en na die vergadering is daar ernstig duiwe gekuier. Die manne kon rustig om 'n tafel sit met 'n loopring in die middel. Eers is die Engelse Trompetter van nader bekyk, met veral


die klem op die diepte van die lyf (depth of body) asook die sterkte van die nek, maan en kop. Verskeie Engelse Trompetters kon in die ring geplaas word om sekere aspekte van die bespreking te demonstreer. Ongelukkig, soos met veerpoot duiwe in die broeiseisoen, was die meeste se veerpote geknip en kon dus net die jong duiwe as

voorbeeld dien. Verskeie van die ingevoerde Engelse Trompetters kon gebruik word om te wys waar ons lokale duiwe nog verbetering nodig het. Ons het egter al ver gevorder met die proses en van ons duiwe is amper op gelyke voet. Verskeie van Freddie se jong Engelse Trompetters is bekyk en sommige is van uistande gehalte.

Later die middag het Wikus die goedgekeurde standaard van die SA Toy voorgedhou en elke aspek breedvoerig bespreek. Die groep het entoesiasies deelgeneem en elkeen weet nou presies waaroor die standaard gaan. Die oogkleur is breedvoerig bespreek. Ongelukkig was daar net twee SA Toys wat bespreek kon word, waarvan die voetvere ook geknip was. Die verskillende aspekte van die standaard kon egter wel beklemtoon word. Die Engelse Trompetters is ook gebruik om verskille in veral die kop,







lyf en voetvere uit te wys. Johan van Hengel is toe ook huistoe met die twee Toys omrede hy weer wil begin om met die SA Toy te teel. Die standaard sal later weer gepubliseer word.

After the discussions, the fire was started and we had a braai with boerewors, buns and salads (thanks Hannaliel!) The boerewors and rolls were sponsored by the Club. And of course, a couple of

cold ones! It was a good meeting and it was decided to do it more often.

We hereby want to invite all breeders/keepers of the SA Toy and the Trumpeter breeds to contact us and consider joining the club. The Club can only grow and survive with ACTIVE members, more can be offered to members when there is input and discussions from members using different forums, such as The Fancy Pigeon, Meetings, Lawn Shows, etc. Please feel free to contact Wikus van Niekerk or Stewart with any ideas for the way forward. Their contact details can be found in the Speciality Club advert.

**FP**



Kom ons doen 'n sensus onder ons lede en ondersoek onself. Jy hoef nie aan ons te antwoord nie, antwoord net die vrae aan jouself.

1. Hoekom boer/teel jy Sierduiwe?

- 2. Hoelank boer/teel jy sierduiwe?
- 3. Hoekom boer/teel jy met die ras/se wat jy het?
- 4. Hoe betrokke is jy by die Suid Afrikanse Sierduif Vereniging ?
- 5. Hoe betrokke is jy by jou streek?

## Duiwesensus

**Hansie Botes**

- 6. Hoe betrokke is jy by 'n Spesialiteitsklub?
- 7. Hoe betrokke is jou familie/gesin by jou duiwe?
- 8. Is jy 'n beoordelaar in enige duiwe ras?

- 9. Dien jy op enige bestuur in die Suid Afrikanse Sierduif Vereniging?
- 10. Ken jy die standaard van die ras waarmee jy boer/teel?
- 11. Ken jy die grondwet van die Suid Afrikanse Sierduif Vereniging?
- 12. Bemark jy goeie kwaliteit duiwe aan ander lede of voornemende lede?
- 13. Wat doen jy met jou oorskot duiwe?
- 14. Doen jy enige bemarking tot voordeel van die Suid Afrikanse Sierduifvereniging, jou Streek of Spesialiteitsklub?
- 15. Hoe betrokke is jy op skoue met skou reëlings,



opsit van die skou, hulp beoordelaar, borge, ens?

16. Dink jy, jy is 'n aanwinst vir jou streek, Spesialiteitsklub of die Suid Afrikaanse Sierduifvereniging?

17. Wat dink jy dink ander

Hallo oom Christo

Ek moet nou weer iets skryf, maar wat, as jy in so 'n rustige streek bly. Almal broei of is besig om so die laaste kuikens groot te maak.

Ek wil sommer vandag hierdie stuk opdra aan al die "Vroue" in ons stokperdjie. Met die bedoel ek nie net vroue wat met duive boer nie, maar al die vroue wat agter die mans staan en so baie moet opoffer.

Wanneer ons eendag besluit om te trou dan leer die vrou jou gewoonlik ken met duive of wat ook al jou stokperdjie. Terwyl julle nog net by mekaar kuier dan skuif jou stokperdjie na die 3de plek, want nou is daar mos ietsie anders wat jou tyd en aandag nodig het.

As alles goed gaan dan is dit die groot dag. Jy en jou liefing trou en sit huis op. Jy kyk na 'n plek met 'n groot agterplaas vir jou duiewehok. Die hok is op en die duive op hul plek.

Nou begin 'n nuwe lewe saam met jou vrou. Jy staan vroeg op in die oggend en gee duive kos en water. Dan begin jou dag se werk

lede van jou?

18. Gee jy werklik die nodige aandag en versorging aan jou duive, soos dit 'n goeie duiveboer/teler betaam?

So kan ons seker nog 'n lang

of jy nou boer of in die stad werk. Na die dag se werk is dit gou weer kos en water vir duive en dan wag mamma vir jou met als wat sy graag wil hê jy vir haar moet doen in die huis.

Na 'n paar jaar is daar dalk


### Die duiveboer se vrou! Christie Marais

1 of 2 kinders. Nou verander jou prioriteite. Die duive skuif nou na die 4de plek in jou lewe. Dis nou tyd en geld wat eers vir ander meer belangrike dinge gebruik moet word en as daar iets oor is dan gaan dit na die duive. Ons as duive mense moet altyd onthou dat ons die duive kos gee en nie die duive wat vir ons kos gee nie.

Die vrou gaan meeste kere saam na duive dae, skoue of vergaderings, of sy nou belangstel in duive of nie, party vroue ken nie eers die kleure op rasse uitmekaar nie, maar sy gaan saam vir ondersteuning en gesels met die ander vroue. Daar by skoue ruil hulle resepte uit en leer van die nuutste brei en hekel tegnieke. Ons

lys van vrae by sit!! Ek dink beantwoord eers vraag 4-18 voor jy vraag 1-3 beantwoord, anders kan jy jou self in die voet skiet of oneerlik teenoor jou self wees.

FP



vroue help ook baie vir ons by die administrasie daar by skoue. Dis baie keer vir hulle ook moeilik om jou te ondersteun en na die kinders ook om te sien, maar hulle doen dit. Hoekom?

Het jy as man en duiveboer al daaraan gedink hoekom doen hulle dit. Hulle het nie nodig om dit te doen nie. Hulle staan onder geen verpligting nie. Hulle doen dit vir net 1 goeie rede. Omdat hulle lief is vir jou en ook omdat hulle weet dat dit goed is vir 'n man om 'n stokperdjie te hê wat hom by die huis hou.

Hoeveel vroue sal so graag wil sê: "My man is in die agterplaas in die duiewehok." So baie vroue weet nie eens waar is hul mans nie. Hulle

lê iewers in 'n kroeg of 'n nagklub rond. So vroue wees maar lief vir jou duiweboer man. En duiweboere wees lief vir julle vroue wat

julle moet verduur, maar handhaaf 'n balans sodat jou duiwe boerdery nie ten koste van jou gesin en huwelik bedryf word nie. Ek weet ons

duiwe manne sal mooi na hul vroue kyk, net so mooi soos hulle na hul geliefde duiwe omsien.

**FP**



stad in gure reën weer. Die water strome het uit die veld geloop sover ons gery het, met ons aankoms te Reddersburg het ons so gly-gly na die skougronde beweeg. Gelukkig was die ontvangs

Die dag het goed afgeloop en die deelnemers wat duiwe geskou het, het goed gedoen.

Daar was vier deelnemers by die Sierduiwe en vyf

## Vrystaat Jeugskou Vereniging

### Reddersburg en Vrystaat Jeugskou Kampioenskappe - Attie van Aswegen

Die jaar het weer vinnig begin en al die bedrywighede met die jeugskoue het koers gekry na baie beplanning en werk wat vooraf gegaan is. Dankie aan Frikkie van Zyl en sy bestuur.


Daar word geskou met Sierduiwe, Wedvlugduiwe, Konyne, Beeste, Bokke, Skape, Perde, Varke, Pluimvee, asook Kulinêre Kunste en Suiwelbereiding.

Die jeugskoue word op 'n hele paar geleenthede gehou. Die eerste een was 'n opleidingsdag te Kroonstad waar ek beoordeel het en opleiding gegee het. Die tweede een, te Vryburg op 6 Mei 2011 kon ek ongelukkig nie bywoon nie.

Op 13 Mei 2011 is ons die oggend net na vyf uit Kroon-

gul en die koffie lekker.

deelnemers by die Wedvlugduiwe.




Marnus van Staden word getoets deur Attie van Aswegen



Die uitslae was as volg: **Sierduiwe Seniors:**

Op 20 Mei 2011 was die Vrystaat Jeugskou Kam-

skappe gekies vir die SA Kampioenskappe. Deelnemers moet die Vrystaat Kampioenskappe bywoon en kwalifiseer en aan twee ander Jeugskoue deelneem om te kwalifiseer vir die SA Kampioenskappe.



**Francois Reinecke se beurt om getoets te word**

Daar was vier deelnemers by die Sierduiwe en vyf deelnemers by die Wedvlugduiwe.

Ek het die duiwe afdeling beoordeel en die uitslae was as volg:

Sierduiwe Seniors - Francois Reinecke.

Wedvlugduiwe Juniors - Petro van Aswegen.

Wedvlugduiwe Seniors - Sontey Smith.

Tupperware, Rassie Eras-

Marius Kock  
**Wedvlugduiwe Juniors:**  
Marinda Smith  
**Wedvlugduiwe Seniors:**  
Sontey Smith

pioenskappe te Kroonstad. Daar was baie werk en reëlings om dit aan te bied, maar die dag het baie goed afgeloop.



**Francois Reinecke met 'n Indiese Waaierstert.**

Ons het eers laat die aand by die huis gekom.

Die deelnemers word met die Vrystaat Kampioen-

mus, 'n wedvlugduiweboer en Tolsar, Paul Maree en Diederick Reinecke het die



## GROEP-BEGRAFNISASSOSIASIE (Gestig 1930)

Daar is 'n rede hoekom die GBA al vir 80 jaar bestaan en steeds groei!!!

- Bekostigbare ledegeld volgens ouderdom (vanaf R24 per maand per gesin)
- Persoonlike diens, sorg en leiding
- Slegs geselekteerde groepe mag lidmaatskap van die GBA bekom:

**Transnet - SAPD - Onderwys - Predikante  
Inwoners van Gauteng - Familielede van bestaande lede**

- Die GBA se Hoofkantoor is in Germiston met kontrakteurs regoor Suid-Afrika
- Vanaf **so min as** R24 per maand kry jy en jou gesin 'n begrafnis of verassing
- Die GBA is lid van die Nasionale Begrafnisondernemersvereniging van SA en tree volgens streng etiese en morele waardes en standarde op
- Maklik en vinnig om aan te sluit
- 'n Begrafnis kan deesdae baie geld kos; maak sommer vandag nog voorsiening vir die onvermydelike
- Die GBA is 'n Onderlinge Hulpvereniging, het geen winsmotief nie en behoort aan al sy lede
- Kommissie word betaal vir elke lid wat u werf - gebruik dit sommer as fonds-insameling vir u skool, kerk of instansie waaraan u behoort of vir uself as 'n bykomende/tweede inkomste
- Om lidmaatskap van die GBA te bekom of net vir navrae, inligting of raad, kontak ons by ondergemelde nommers.

Posbus 251  
Germiston  
1400

h/v Spilsbury- & Newstrate  
Germiston  
1400

Tel: 011 873 8630 / 0861 GBA 111

Epos: [info@gba.co.za](mailto:info@gba.co.za) / Webadres: [www.gba.co.za](http://www.gba.co.za)

Faks: 011 825 1493



Chrismarie van Zyl  
word deur Attie va  
Aswegen getoets



pryse, trofees en rosette geborg. Ons waardeer hul belangstelling baie.



Die Boertjiefees te Bultfontein en die SA Kampioenskappe te Vryburg is die volgende Jeugskoue die jaar.

As iemand belangstel om aan die jeugskoue deel te neem of betrokke wil raak kan my skakel by:

082 411 8483.

FP

Marnus van Staden  
regs en  
Marius Kock links



So tydjie terug kyk ek deur die fotos van Show Racers wat ek op my rekenaar het. Suid-Afrikaans en Ame-

**Laat jou bietjie  
dink nè !!**  
Benard van Zyl


rikaans. "Waar staan ons?" wonder ek. Ek speel so bietjie en kry fotos van die

2005, 2008 en 2011 kampioene van elke land.

As ek na elke eienskap van die standard apart kyk staan die bek uit as een van die eienskappe waar ons beslis vordering gemaak het. Op ander is ons dalk nog so bietjie agter, maar daar is baie gebiede waar ons beslis by die Yanks is!!

Kyk ek na die duif in geheel,






2005  
SA kampioen  
Benard van Zyl



2005  
VSA Kampioen  
Whitson



2008  
SA Kampioen  
Gladiator lofts



2008  
VSA Kampioen  
Whitson



2011  
SA Kampioen  
Ruan Steinmann



2011  
VSA Kampioen  
Brad Child

Аерушајел - Копне; Зулукер Е-ајел; Јерпазукер; Ђерпазуел; Соја




sien ek 'n interessante ding.... Die drie SA duive is

baie meer eenvormig as die VSA duive!!

Laat mens bietjie dink nè.....

FP



Hallo alle duive vriende.

Ek vra die vraag hierbo in die algemeen en ek bedoel dit nie vir 'n spesifieke ras nie.

1) Is dit nodig dat ons duive van oor die water of grense invoer?

2) Is hulle werklik beter as wat ons in ons land het?

3) Hoe weet jy dat jy die beste duive in daardie land kry as jy nie eers weet hoe die duive lyk wat jy ten duurste koop nie?

Dis alles vrae wat mens jouself afvra.

Kom ons kyk na vraag 1. Op vraag 1 sal ek jou antwoord as ons, volgens die geskrewe en getekende standaard, sien dat ons plaaslike duive nie aan dit voldoen en dat ons seker is dat daar geen duive is, in Suid-Afrika, wat ons kan help om ons duive te verbeter nie. By die American Showracers het die

invoere van 2007/2008 ons baie gehelp om drasties ons duive se veer en bek kwaliteit te verbeter. Dit het ook in 'n mindere of meerdere mate die tipe duif verander.

toepas, dan kan ons net sulke goeie duive teel soos Amerika of enige ander land. Die materiaal is hier, ons moet net die regte lyne bymekaar bring. Dit maak van

## Noord-Kaap nuus 11 Desember 2011

### Is duive invoere regtig nodig?

Christie Marais

So, die invoere het die American Showracers weer in die regte rigting gevat.

Op vraag 2 kan ek ja en nee antwoord. As ek na die American Showracers kyk van 'n paar jaar gelede, dan was die oorsese duive by verre beter as ons sin, maar nou is ons nie so ver agter nie. As ons as telers verstaan wat ons lees in die standaard en dit prakties kan

jou 'n teler. Oom Wynand het altyd gesê dat 'n goeie teler teel sy hok vol, hy koop hom nie vol nie. Jy as teler moet gaan soek daar buite wat jy kort, dit is in ons land. Oom Richard Brooks het vir my 'n brief geskryf en gesê dat hier goeie duive in ons land is, kry hulle net bymekaar. Probeer om die invoer lyne suiwer te hou en teel altyd terug na die invoer lyn toe. Anders gaan jy van die unieke eienskappe inboet en dit laat verlore gaan. By die Dragoons kan ek sê dat daar nie beter duive daar buite is as wat in Suid-Afrika is nie. Miskien net meer kleure, maar dis al. By Jakobyne (Raadshere) kan oom Pietie Benade die oorsese manne 'n ding of 2 wys. Bertie en Christo, kan ek julle 2 noem as die eerste span van die Cleanlegged Longfaced Tumblers hier in Suid-Afrika? Ek glo ook dat julle duive sal kan saam-

### *P&S Botha*

**Breeders of Fantail,  
Lahore, Polish Lynx,  
Holle Cropper, Muffed  
Ice Pigeon, Parlour  
Tumbler, Old German  
Owl and Frillback  
PO Box 6519 Secunda  
2302**

**Cell: 082 467 0996**

**E-Mail:**

**peetsandra@voda  
mail.co.za**

praat met die bestes in die wêreld.

Op vraag 3 kan ek net sê dat dit 'n groot risiko is. As jy nie iemand baie betroubaars het wat oorkant die duiwe kan gaan uitsoek nie, het jy maar 'n probleem. Jy moet iemand oorkant kan kry wat die spesifieke ras se standaard goed ken en weet wie die voorste telers is. Hy moet fisies na hul hokke gaan of die skoue gaan bywoon om sodoende vir jou van die beste duiwe te bekom. Dit help nie jy kry iemand daar wat net telefoon oproepe maak nie, dan kan jy maar dit van Suid-Afrika af ook gedoen het. As jy nie iemand betroubaars het nie, hoe weet jy dat jy die beste in die ras sal kry? Die telers kan

vir jou goeie duiwe stuur, maar is dit die beste wat hulle het in daardie land. Nou het jy die duiwe gekoopen duurste. Hier aangekomen sien jy dat hulle ook nie so wonderlik is as wat jy gehoop het nie. Jy kan nie nou die pakkie terug pos nie, dit kos te veel. Jy sit nou maar met die goed wat nog elke dag kos ook opeet. Gaan jy jou geld terug maak uit die duiwe? Hoeveel van ons het so 'n langbroeksak of dik beursie wat dit kan bekostig?

Ek persoonlik koop liewers 'n goeie ram of 'n bul en is verseker dat ek my geld gaan terug kry en vermeerder. Ek sê spaar liewer geld en ry deur Suid-Afrika en gaan soek vir jou die beste

duiwe wat jy kan bekostig, as wat jy so 'n risiko loop met 'n blinde invoer. Ons klomp in Suid-Afrika is mos nie breindood dat ons nie ook 'n ras kan verbeter of op standaard teel nie. Kyk net eers deur die land na wat ons het en as daar dan werklik niks is wat jy soek nie dan kan jy maar begin wyer soek.

Onthou 'n man wat kan duiwe teel, teel sy hok vol, hy koop hom nie vol nie. Oom Pietie Benade sê dat as jy 'n ras wen met 'n jong duif, dan weet jy jy is op die regte pad.

Teel die kampioene en versorg dit wat die Here aan ons toevertrou het, ons duiwe!

**FP**



Dear Fellow Members,

Just a short note to ask the members for help - I know you have all heard or read this before - but well it seems the members forget, so I have to remind them again,

this is important - without the proper procedure I cannot do my work efficiently.

Please use your membership number - not your cell phone number - when you deposit money into the bank - it is very difficult to try and guess

**From the Ringmaster**  
Janet Prince

who deposited money in Pretoria, no name or number - when we have 50 members in that region - the answers to the "guessing game", is becoming harder as we get more members, and quite

frankly I should not have to guess anything if the members have membership numbers or a NAME -

At present we have ± 256 [end 2011] members country wide - and several seem not

*James Roodt*

**Posbus 1413 Heidelberg 1438 Breeding with Birmingham Rollers - Yellow and Ken White Bloodline**

**Tel: 016 349 5597**

**Cell: 082 414 8280**

**e-mail:**

**[jjroodt@lantic.net](mailto:jjroodt@lantic.net)**



to have a name or membership number - or do not know it. I then have to wait until someone phones, and complains that they have not received their rings -

I am Sorry - if you do not contact me or confirm with me that you have ordered rings, how am I expected to know that you have ordered rings.

Please phone me if you do not know the ring size, please do not order 20 "Big rings and 10 Small rings" - you may write the type of

birds on the entry form - this would help.

The situation should work as follows - you complete the application form, with your membership, details, order and the correct money/ deposit slip/cheque - please write clearly and in Black pen. Then you deposit the correct amount of money into the bank, then you fax, fax2email or email the application form and the deposit slip to me.

Fax 086 730 3489 or 086 730 3229 or 041 364 3933


[all my details are in the Fancy Pigeon magazine, on the inside front cover and also on the application form.]

I try to post daily - IF I GET ALL THE DOCUMENTS and DETAILS - and I can read it , PLEASE try a write clearly. I will also try and sms or email you the tracking number but that depends on the information on the application forms.

Thanking you for your help

Netta Prince  
Cell: 082 565 9022  
Tel: 041 365 7737

FP



National German Association of Pigeon Breeders-VDT (Verband Deutscher Rassetaubenzüchter) held their 60th anniversary show on December 2-4, 2011, jointly with famous "Lipsia Schau" (poultry and pigeons) which was its 115th in history in city of Leipzig. The city is located in Eastern part of the country in Saxony, where many pigeon breeds were developed. It has very

nice and spacious fair-ground Neue Messe with huge well lighted halls, including the "Glass Hall", large parking, suitable facilities, many hotels near by and accessible by new highways. Over the years it

really big one coming this year. Leipzig is hosting an European show here in December and it is expected 100,000 animals at the show, yes one hundred thousand of poultry, rabbits and mainly pigeons from all

## The Leipzig show 2011.

By Jerry Sindelar, Canada  
sent in by Jan Lombard

gained more and more popularity not only from the German breeders but also from the foreign exhibitors. Still remember my teenage years when visiting this show regularly year after year. It was always a real pigeon holiday for me and it remains as such for many of us, the older breeders, these days. This year it was not only the main show of VDT but also a preparation for the

European countries who are members of EE-Entente Europe'enne d'Aviculture et de Cuniculture (European Association of Poultry, Pigeon, Bird, Rabbit and Cavy Breeders). The entrance hall -the "Lipsian farmstead" was as usually beautifully decorated with many displays of aviaries, green lawns, artificial ponds where ornamental poultry freely showed their beauty. Here

breeders also can find all their needs, including feed, books etc. provided by many vendors.

Fifty four aviaries displayed poultry and pigeons. Each aviary holds eight pigeons showed by an exhibitor. This is very difficult to achieve when showing pigeons. They must be of same breed, same colour and marking, four boys and four girls, all alike as possible because they are judged as a group. It presents the real master breeder of each and any breed. Here in Saxony, were mostly rare Saxon breeds from top German breeders. Seven of them showed "Breed of the year": the German Longfaced Tumbler, this year together with the Polish Longfaced Tumbler/ Highfliers (Srebrniaks) in different and rare varieties. After aviaries follow large cages with trios of rare poultry, then waterfowl and finally cages with single birds, the main part of this show, starting with number 8,995 to 39,901, then young exhibitors with over one thousand animals. New varieties of poultry and pigeons (301 including new Essench Pouter and Lustrous Pigeon) also rare Partridges, Quails and the Guinea pigeons were closing this show with the number 41,529! Over five hundred judges, more than four thousands exhibitors and of course thousands and thousands of

visitors and many volunteers were part of this feathered festival...

Who never attended show like this, cannot really well imagine not only the size but also the atmosphere and impact on all visitors, not to say winning exhibitors. Rows and rows of cages where one can get lost in this pigeon dome very easily. All judging is done in one day before the show is opened. Every bird is judged by the point system according to its standard, result written on the judging tag (similar to tag of USA Rare Breeds Club) so it is easy for even not experienced visitors to see and estimate its real quality. All exhibits with their evaluation, cage numbers and full addresses of exhibitors are printed over night in precisely done catalogue. So on the opening morning, you can easy find what you are looking for before even entering the show hall. Also you know exactly which birds are for sale, their quality and the selling price. No "black market" to sell/buy is needed, required or wanted.

Single cages often start with the largest breeds like Runt (main section 114 shown), Cauchois, Romagnoli, French Carneau, Mondain, Sottobanca, Montauban etc. Here are just some numbers: Strasser: 658, Moravian Strasser: 436, Polish Lynx: 688, German Beauty

Homer: 870, American breeds: Texan: 445, Giant: 461, American Showracer: 504, King: 1,011, Modena: 223, compare to the most in number at the show the German Modena (Modeneser): 2,080! Frillback: 405, Oriental Roller: 572, French Bagdad: 81, Scandaroon: 29 including white and blue magpie, Maltese: 123, Fantail: 292, Indian Fantail: 156 in two types; Pouters: French: 55, English: 90 (average selling price 300euro), Pigmys: 276 of very good quality proper size, slippers, good marking and color, Hana: 46, Bavarian: 65, Reversewing: 291, Steigers: 367, Elsters: 212, Norwich: 262, here dominated by Czech breeder M. Fila with two white birds rated V 97 points, Marchener: 125, Steller: 321, Voorburg: 341, Starwitzer: 184, Brunner: 422, Silesian: 736.

Almost all existing Homer breeds were on display- Antwerp, Exhibition, Genuine and Show of a very good quality. Also a whole group of interesting Swiss breeds in a high number from their neighbour. Many breeds of Owls were presented such as Figurita, Barbarisi, Turbit, Turbiteen, Aachen, Oriental, Anatolian, Polish, African, English, German, Italian etc. Even more breeds of course we could find in the Tumbler section. Beside well known breeds we could see Bavarian Highfliers, Berlin




Longfaced and Muffed, Irish Limerick, Rostock, Pomernian Show Crest, Cologne, Eastprussian Werfer (proper name for Russian Tumbler), Swedish, Amsterdam, Norwegian, Old Dutch, Rakovnik, Old Austrian, Czech, Rumanian Naked Neck, beautiful Krasnodar, Shiraz, Volga, Rzhev Star, Rostov, Koros, Felegyhazer, rare Prague Tumblers, where was very successful T. Stojanov from Czech Republic, Chinese Nasal, Cassel, Taganrog, Anatol and Rhine Ringbeaters, Reinaugen, Regensburg and many others to mention.

This year we can expect even much bigger show here including exhibits from all over Europe. December 7-9th is the date when the record might be broken. The city of Leipzig is hosting European show and 116th Lipsia Show. Another large show is just a week after, the 61st German National Show and 51st International Brunner Show will be in Nurnberg on December 14-16th 2012. These two shows make a great opportunity which doesn't come too often, especially for the foreign visitors and serious pigeon breeders. Now it is possible

to visit both shows and see the best pigeons in Germany and also in Europe just in a few days apart! These shows are the most spectacular shows and will be remembered for life time of every pigeon breeder.

Some numbers: Entry fees-single bird 10 Euro, Junior member 5 Euro, pair or trio 15 Euro, aviary 30 Euro; admission one day 7 Euro, three days 15 Euro, children under 14 and young exhibitors free, catalogue 12 Euro.

**FP**



sms'e en eposse wat ek ontvang het, het my regtig baie bemoedig. So ook die "vermanende woord" om nie weer op lere te klim nie.

### 'n Baie Groot Dankie

Ds Hennie Hattingh

(Willie van Zyl, ek neem dit ter harte).

Hierdie is net 'n kort, maar 'n opregte woord om vir al die Sierduifvriende baie dankie te sê vir julle belangstelling in my as persoon na my onlangse ongeluk. Die telefoonoproepe,

Dit gaan beter met my. Ek is darem al weer aan die werk so met een arm. Volgens die ortopeet wat my geopereer het is daar 'n twaalf weke rehabilitasie

proses wat voorlê en dan sal bepaal kan word of ek weer die arm ten volle sal kan gebruik.

Ook kan ek nie anders as om te getuig dat die Here vir my baie goed was. Ek kon met die valslag baie erger seergekry het as die omstandighede waar en hoe ek geval het agterna bekyk word. Aan Hom die eer dat Hy my beskerm het.

Nogmaals baie dankie vir julle belangstelling.

**FP**

Did you know - The first couple to be shown in bed together on prime time TV was Fred and Wilma Flintstone



Die Raadsheer is een van die ouer rasse wat in die vroeë literatuur aangeteken word. Daar is nie 100% sekerheid oor die oorsprong van die Raadsheer nie. Schachtzabel (1910) gee die land van oorsprong aan as

geons", 'n eiland in die Ooste, naamlik Cyprus. Willughby (1676) noem dat die Hollanders hulle "Cap-pers" noem. Moore beskryf die Jakobyn, die Kapuzyner en die Ruff, die grootste van die 3 variëteite, met die vere

rede is die twee rasse deur die SASV saam gevoeg in dieselfde spesialiteitsklub. Die Kapuzyner is ietwat groter in liggaam as die Jakobyn, 'n basterras tussen die Jakobyn en nog 'n ras word beweer.

## DIE RAADSHEER (JAKOBYN)

Wikus van Niekerk


wat 'n hoed oor die kop vorm (bald head).

Daar word ook in kort verwys na die Jakobyn as die Jack. (Jakobyn afgekort).

Daar word gereken dat die

Die Ruff, ook 'n Jakobyn spesie is groter as die Jakobyn, maar in vorm/tipe dieselfde as die Jakobyn. Die kap- en halsvere (chain) is baie langer as die van die Jakobyn.

Die kenmerkende eienskap van die Jakobyn wat uitstaan is die spesifieke rangskikking van die vere rondom die nek en die maan. In definisie word hierdie veredes in spesifieke dele verdeel naamlik die maan (agterkop), die kap (bo-op die kop) en die hals (chain) voor aan die borskant en die rosette (op die sykante). Die belangrikste is dat die vere in profiel van die kant gesien 'n duidelike gedefinieerde volledige sirkel vorm. Die vere, wanneer die duif in vertoon posisie is, moet plat teenaan die kante van die kop wees (platgedruk) met simmetriese rosette weerskante in die middel van hierdie sirkelprofiel (soos gesien vanaf die kant). Die kop moet slegs van voor sigbaar wees.



Indië. Aldrovandi (1603) noem hulle "Cyprus Pi-

Kapuzyner na verwant is aan die Raadsheer en vir die





Junior Jakobyn  
SA's 2000

wat eintlik die Ruff is met veerpote.

Jakobyne word in swart, blou gebalk, rooi, geel, silwer, selfwit en getygerd geteël. Die kop is wit in alle gekleurde duiwe met verkieslik 9 tot 10 primêre wit penvere. Die Jakobyn word genoem die aristokraat van die sierduif. Dit is moeilik om Jakobyne te teël. Voerders vir kleintjies moet liefse gebruik word. Vir paring moet die maan-, kap- en die halsvere geknip word om die duiwe se sig te verbeter. Die duif vereis spesifieke afrigting met die afrigtingstok. Die duif moet geleer word om te vertoon in die loopring - die afrigting moet gerig wees om die duif van voor te kan hanteer dat die duif jou kan sien, andersins kan die duif "station" verloor.

FP

Deur die jare is die Jakobyn veredel tot die duif wat dit vandag is. Die duiwe is groter geteël, die veerlengte langer en veral die Engelse telers het bygedra tot die definisie van die maan. Die res van die veerkleed is los in voorkoms.

In Duitsland is die Raadsere genoem die Zopf (braid), Perückentaube (wig pigeon - pruike duif) of Schleiertaupe (veil pigeon) of Halskragentaube (collar neck pigeon) of Ruff-neck pigeon, ook genoem die Kapuzinertaupe. In Frans word die duif genoem die Nonnain of Pigeon Nonnain of Le Pigeon Capucin.

In die 1900's is Jakobyne in die VSA geteël wat Ruffle-

shirts, Rufflenecks, of Ruffs genoem is. In enkele gevalle was die Jakobyn geteël met veerpote, genoem die Buff,



2009 SA winner

# SAFPA Affiliated Speciality Clubs

## ***Tumbler Club***

President: Bertie Wessels  
Tel: 056 515 2769 Sel: 083 733 4191 E-mail: bertie\_wessels@hotmail.com  
Secretary: Stewart Patterson  
Cell: 082 457 2919 E-mail: gillpatt@mweb.co.za



## ***Blower Club***

President: Dries vd Walt  
Tel: 053 965 0627 Sel: 083 379 9304  
Secretary: Chris vd Walt  
Tel: 051 522 3074 Sel: 082 378 6447 E-mail: plakkers@wol.co.za



## ***English Shortfaced Tumbler Club***

President: Netta Prince  
Tel: 041 365 7737 Cell: 082 565 7737 E-mail: janetp@axxess.co.za  
Secretary: Johan Botha  
Tel: 041 372 1004 Sel: 073 279 3562 E-mail: jarbotha@telkom sa.net



## ***Fantail Club***

President: Nico vd Westhuizen  
Sel: 083 469 4963 E-mail: Nico-vdw@mweb.co.za  
Secretary: Christo Nel  
Sel: 072 545 3180 E-Mail: jcnel@conlooinery.co.za



## ***SA Heavy Breeds Club***

President: Kobus Swanepoel  
Tel: 044 695 2620 Sel: 083 264 2485 E-mail: jenco.rialco1@gmail.com  
Secretary: Petra van den Berg  
Tel: 051 522 6141 Sel: 082 776 1378 E-mail: pvdberg@absamail.co.za



## ***SA Rare Breeds Club***

President: Johan Botha  
Tel: 041 372 1004 Sel: 073 279 3562  
Secretary: At van Jaarsveld  
Tel: 013 245 1700 Sel: 072 268 1214



## ***Old German Owl Club***

President: Ruan de Bruin  
Tel: 012 808 0463 Sel: 072 318 2722 E-mail: s26046220@tuks.co.za  
Secretary: André Immelman  
Tel: 014 736 4438 Sel: 082 652 7458 E-mail: lmando@lantic.net



## ***Parlour Tumbler Club***

President: Hansie Botes  
Sel: 082 732 7372 E-mail: botes@latgro.co.za  
Secretary: Bertie Wessels  
Tel: 056 515 2769 Sel: 083 733 4191 E-mail: bertie\_wessels@hotmail.com





# SAFPA Affiliated Speciality Clubs

## ***SA Homer Breeds Club***

President: Christo Munnik

Cell: 076 391 5800 E-mail: cora.christo@gmail.com

Secretary: Wim van Rensburg

Cell: 082 060 3239 Fax2E-Mail: 086 724 8054 E-Mail: Wvvanrensburg@wika.co.za

## ***SA Wattle Breeds Club***

President: Hennie Hattingh

Tel: 034 393 1450 Sel: 082 923 3910 E-mail: jhhattingh@cybertrade.co.za

Secretary: Hansie Botes

Cell: 082 732 7372 E-mail: botes@latgro.co.za

## ***Colour Pigeon Breeds Club***

President: Johan Botha

Tel: 041 372 1004 Cell: 073 279 3562 E-mail: jarbotha@telkomsa.net

Secretary: Peet Botha

Tel: 017 631 1423 Cell: 082 467 0997 E-mail: peetsandra@vodamail.co.za



## ***Trumpeter and Toy Club***

President: Stewart Patterson

Cell: 082 457 2919 E-mail: gillpatt@mweb.co.za

Secretary: Wikus van Niekerk

Tel: 012 653 7105 E-mail: vanniekerkwikus@gmail.com

## ***Mookee Club***

President: Attie van Aswegen

Tel: 056 213 3498 Sel: 082 411 8483

Secretary: Ruben Kitching

Sel: 082 434 9808



## ***National Modena Club***

President: George Bell

Tel: 028 561 1314 Sel: 083 483 9969 E-mail: bellgeorge@hotmail.com

Secretary: André Grobbelaar

Tel: 021 975 4158 Sel: 083 644 6482 E-mail: andre@inseason.co.za



## ***American Showracer Club***

President: Chris van den Berg

Cell: 082 376 3130 E-mail: pvdberg@absamail.co.za

Secretary: Matt Willemse

Tel: 057 212 5665 Cell: 082 807 3825 E-mail: mattwillemse@haaswil.co.za



## ***Birmingham Roller Exhibitors Club***

President: Christo Munnik

Cell: 076 391 5800 E-mail: cora.christo@gmail.com

Secretary: Flip Koekemoer

Cell: 082 060 3239

# SAFPA Affiliated Speciality Clubs



## **Chinese Owl Club**

President: Willie van Zyl

Tel: 012 379 3300 E-mail: vanzyl5@absamail.co.za

Secretary: Hendriena Swanepoel

Tel: 053 833 5024 Cell: 073 245 7993

## **Frill Club**

President: Stewart Patterson

Cell: 082 457 2919 E-mail: gillpatt@mweb.co.za

Secretary: Koot Serfontein

Tel: 011-675-0108 E-mail: kserfontein@live.co.za

## **Frillback Club**

President: Lourens Muller

Tel: 051 522 4997 Cell: 076 570 3289 E-mail: chineseowls@webmail.co.za

Secretary: Wim van Rensburg

Tel: 017 647 5712 Cell: 073 245 7993 E-mail: Wvanrensburg@wika.co.za



## SKOUDATUMS 2012 SHOW DATES

### **28 April - KwaZulu-Natal/Oos-Vrystaat Pietermaritzburg**

Kontak persoon: Ds. Hennie Hattingh

Sel: 082 923 3910 - Tel: 034 995 1020 - E-mail: jhhattingh@cybertrade.co.za

### **5 Mei - Oostelike Provinsie - Port Elizabeth**

Kontak persoon: Robin Prince

Sel: 082 957 6773 - Tel: 041 365 7737 - E-mail: robinp@axxess.co.za

### **12 Mei - Oostelike Streek - Ermelo**

Kontak persoon: At van Jaarsveld

Sel: 072 368 1214 - Tel: 013 245 1700 - E-mail: atvanjaarsveld@gmail.com

### **19 Mei - Noord Transvaal - Pretoria**

Kontak persoon: Nollie Oosthuizen

Sel: 082 655 0659 - E-mail: corppay@mweb.co.za

### **19 Mei - Wes Kaap - Koperfontein**

Kontak persoon: André Grobbelaar

Sel: 083 644 6482 - Tel: 021 975 4158 - E-Mail: andre@inseason.co.za

### **26 Mei - Vrystaat / Noord Kaap - Bloemfontein**

Kontak Persoon: Raymond Hohls

Sel: 082 776 1378 - Tel: 051 522 6141 - E-Mail: rhohls@mweb.co.za

### **2 Junie - Noord Vrystaat / Wes Transvaal - Ottosdal**

Kontak persoon: Attie van Aswegen

Sel: 082 411 8483 - Tel: 056 213 3498 - E-mail: bertie\_wessels@hotmail.com

### **25 tot 29 Junie - SA Kampioenskapskou - Hartenbos**

Kontak persoon: Rita Britz

Sel: 082 447 3701 - Sel: 072 202 6337 - E-Mail: riversdale@trapeace.com


Hoofbeoordelaar: Dr Koot Serfontein - Alternatief: Christo Munnik



January 2012

# INTERNATIONAL BRUNNER POUTER CLUB

*...a fusion of professionalism and friendship*



Support them...



**AGRICOL**

WE GET THE WORLD SPEAKING

as they support us

**President:** Quentin Oosthuysen

PO Box 5018 Walmer

Port Elizabeth 6070

Cell: 082 834 9282

E-mail: [quentin@heritageinternational.co.za](mailto:quentin@heritageinternational.co.za)

**Secretary:** Nollie Oosthuizen

Feliciastraat 48 Northvillia

Benoni 1501

Cell: 082 655 0659



# Bankovs, Manie Fourie and Bertie Wessels Trophies

## RULES

1. The duration of the competitions will be from 1st July to 30th June.
2. An informative/factual article written and researched by a member will earn 300 points. An informative article from another source send in by a member will earn 150 points.
3. A letter from a member will receive 150 points.
4. Regional news will be awarded 200 points.
5. A report about a match meeting will earn 200 points.
6. A Regional, Young bird, Agricultural, District or Speciality Club show and the Championship show will earn 1 point per 1 bird, exhibited plus 200 points if areport is send with.
7. A good idea will earn 100 points.
8. A region which **increases** its membership as explained in 1 above will receive 100 points for every additional member.
9. For every R1 advert for The "Fancy Pigeon" a Region will receive 1 point towards the Bertie Wessels Trophy.

**NB Any member who obtain a R800 advert for the Magazine will earn free membership for the following year.**

## REËLS

1. Die tydperk van die Kompetisies strek van 1ste Julie tot 30ste Junie.
2. 'n Leersame/feitelike artikel deur 'n lid self geskryf en nagevors verdien 300 punte. 'n leersame artikel vanaf 'n ander bron wat net deur 'n lid ingestuur is verdien 150 punte.
3. 'n Brief van 'n lid verdien 150 punte.
4. Streeknuus verdien 200 punte.
5. 'n Verslag oor 'n Duiwedag verdien 200 punte.
6. Enige Streek-, Landbou-, Jongduif- Grasperk-Spesialiteitsklubskou asook Kampioenskapskou sal 1 punt per duif vertoon, ontvang plus 200 punte indien 'n verslag saamgestuur is.
7. 'n Goeie idee sal 100 punte ontvang.
8. 'n Streek wat sy ledetal **verhoog** soos in 1 hierbo uiteengesit sal 100 punte ontvang vir elke addisionele lid.
9. Advertensiegeld wat 'n streek vir "Die Sierduif" insamel, sal 'n punt ontvang vir elke Rand ingesamel ten opsigte van die Bertie Wessels trofee.

**NB 'n Lid wat R800 aan 'n advertensie vir Die Sierduif werf, sal vir die volgende jaar gratis lidmaatskap ontvang.**

## Important information

### Order from the following EC members:

#### Netta Prince National Ringmaster:

- |                                    |           |
|------------------------------------|-----------|
| 1. Book of Standards               | R160 each |
| 2. Chris Blaauw book for beginners | R 30 each |
| 3. SAFPA Judges list               | R 20 each |
| 4. Membership List                 | R 20 each |
| 5. SAFPA ties (Navy blue)          | R 60 each |
| 6. SAFPA Pocket badge (Navy blue)  | R 35 each |
| 7. SAFPA Area scroll (Navy blue)   | R 30 each |
| 8. SAFPA Honour scroll (Navy blue) | R 30 each |
| 9. Metal Provincial scrolls        | R 50 each |
| 10. Metal Member & Judges scrolls  | R 50 each |

#### Jan Lombard National Secretary:

- |                                    |           |
|------------------------------------|-----------|
| 1. National pocket badges (Green)  | R 40 each |
| 2. National Honour scrolls (Green) | R 30 each |
| 3. National Ties (Green)           | R120 each |

**All prices excludes Postage contact the two EC members for correct postage.**

## Score board

### Bankovs Shield

- |                        |      |
|------------------------|------|
| 1. Northern Transvaal: | 7283 |
| 2. Eastern Region:     | 2270 |
| 3. Northern Freestate: | 2231 |
| 4. Northern Cape:      | 1592 |
| 5. Gauteng:            | 1506 |

### Manie Fourie Trophy

- |                       |      |
|-----------------------|------|
| 1. SW Districts:      | 1448 |
| 2. Western Cape:      | 1295 |
| 3. Freestate:         | 1050 |
| 4. Kwazulu-Natal:     | 950  |
| 5. Eastern Province:  | 922  |
| 6. Western Transvaal: | 760  |

### Bertie Wessels Trophy

- |               |      |
|---------------|------|
| 1. Freestate: | 2400 |
|---------------|------|