




For the love and care of Fancy Pigeons / Vir die liefde en versorging van Sierduiwe




# Die Sierduif The Fancy Pigeon

March 2021



**Rodney and Marietha Stevens**  
Read Rodney's Life Story inside



## Indeks / Index

Editors Page / Redakteur se blad	2
Redaksioneel / Editorial	2
Kom ons "brag" bietjie met ons aanteel	3
Composition and workind of SAFPA	
DS~PS Featerlove	5
My Life Story - Rodney Stevens	9
Carriage in motion - Nico vd Westhuizen	12
Loft hygiene, breeding and moulting	
DS~PS Featherlove	14
Scoreboard and Rules	20

## New members

### KwaZulu-Natal

#### Mbuso Chamane N050

58 White road, Orange, Pietermaritzburg 3201  
Cell: 079 196 5449

### North-of-the-Vaal

#### Pedri Meyer B061

Grobler Crescent 44A, Rayton 1001  
Cell: 082 779 0388

## Birthdays

C045 - S.B. Buys	- 03-Apr
J007 - George Bell	- 05-Apr
B019 - Willem Swanepoel	- 05-Apr
A008 - Rob Lombaard	- 11-Apr
W036 - Mari Wessels	- 13-Apr
B086 - Jacobus Pieterse	- 15-Apr
K054 - G Doubell	- 19-Apr
D021 - Herman Wessels	- 20-Apr
K021 - Cara-Lee vd Berg	- 21-Apr
W029 - Hendri Botha	- 22-Apr
C025 - Nesley Topham	- 22-Apr
B020 - Chris de Bruin	- 22-Apr
V055 - Jacobus Els	- 25-Apr
V056 - Elzaan Hamman	- 25-Apr
C019 - Ané - Raptor Loft	- 26-Apr
C019 - Justen - Raptor Loft	- 26-Apr
K023 - Nikki Koch	- 29-Apr

waar sy is en wat sy doen is egter baie geregverdig en ek bly maar by myself vir daardie doel. Ek moet sê dis nie lekker om so alleen te bly nadat jy 46 jaar altyd of ten minste meeste van die tyd alles saam gedoen het nie. Klink ek darem nou of sy nooit weer gaan terug kom nie.

Ek het weer die maand die boekie aanmekaar gesit asof ek nog steeds die Nasionale Redakteur is. Was weer lekker om dit te doen want dit was altyd lekker gewees om die boekie saam te stel veral toe ek toegegooi was met artikels. Dit gaan nou weer redelik goed met artikels ek of Cora ten minste kry darem weer artikels om te plaas. Party artikels is geneem uit bronne wat ons miskien almal al gelees het, maar, daar is wel lede wat nooit alles lees nie soos Matt Willemse wat erken het hy hou die boekie in die toilet om vlieë weg te hou (grappie) maar hy sê dis die lekkerste plek om dit te sit en lees.

In die maand sal julle sien dat Rodney Stevens of Stefaans soos ek hom noem sy lewens geskiedenis vir ons vertel, nogal interessant om te lees wat die maat van ons alles al gedoen het. Hy het egter belowe hy gaan vir Cora nog 'n groot artikel skryf oor sy 45 jaar met duiwe in die SASV. Dankie so-lank Stefaans kyk uit vir die artikel.

Tot nou toe nog weet ons nie veel van skoue die jaar nie, ek weet ek gaan Baai toe (ander naam niks lekker nie) om as Hoofbeoordelaar op te tree, dankie Danie vir die uitnodiging my maat. Ons hou maar duim vas dat daar nog skoue kan plaas vind in die ander streke. Groete



**Christo Munnik**

### Agerende Redakteur

Yes, hier is ek alweer want die Nasionale Redakteur is nog steeds uitstendig kan julle dit glo. Daar

**Kom ons "Brag bietjie met ons aandeel"**



**'n Paar Magpies van Oom Piet van Zyl**




**Wit German Beauty Homer van Gerhard Joubert**



**American Showracer van NAK Smit**



**American Showracer van NAK Smit**



**American Showracer van NAK Smit**



**American Showracer van NAK Smit**

**The Fancy Pigeon**


**Die Sierduif**

Webpage - [www.sasv-safpa.co.za/Publicaties/-Publications/](http://www.sasv-safpa.co.za/Publicaties/-Publications/) Cell: 072 326 6064 or 084 889 3538


National Ringmaster - E-mail: [safpa.rings@axxess.co.za](mailto:safpa.rings@axxess.co.za) Cell: 082 565 9022 Fax2mail: 086 730 3229



*Canaria Cropper van Rob Lombaard*



*Canaria Cropper van Rob Lombaard*



*Working Homer van Rob Lombaard*



*Modeneser van Jan Lombard*



*German Beauty Homer van Gerhard Joubert*



**Composition and working of SAFPA:**

- SASV • Suid Afrikaanse Sierduif Vereniging
- SAFPA • South African Fancy Pigeon Association
- Nasionaal se doelwit is "VIR DIE LIEFDE EN VERSORGING VAN SIERDUIWE"
- National aim is "FOR THE LOVE AND CARE OF FANCY PIGEONS".

**• SAFPA consist of 10 Regions.**

1. North-of-the-Vaal Region – Pretoria
2. Eastern Region – Nelspruit
3. Western Transvaal Region – Klerksdorp
4. Northern Cape Region – Upington
5. Western Cape Region – Capetown

6. South Western Districts Region – George
7. Eastern Province Region – Port Elizabeth
8. KwaZulu-Natal Region – Pietermaritzburg
9. Free State Region – Bloemfontein
10. Northern Free State Region – Welkom


**Executive committee members:**

*These are all elected posts:*



**National President**

**Chris de Bruin**



**National Vice-President**

**Jan Lombard**



**National Secretary**

**Dirk Scholtz**



**National  
Treasurer  
Bertie Wessels**



**National  
Judges Official  
Christo Munnik**

• The following posts are posts designated by the Executive committee after proposals have been obtained from the members. These are also known as appointment posts. These posts also have a three year term and are therefore seen as full members of the Executive committee and therefore form part of the Executive Committee's day management.



**National  
Editor  
Cora Munnik**



**National  
Ringmaster  
Robin Prince**



**National  
Youth  
Representative  
Attie v Aswegen**



**National  
Webmaster  
Marleen  
Esterhuizen**

• The National Judges Official is also an elected post by members of the Judges Forum who can propose a person and take part in voting for the post. This person holds a very important position in SAFPA.

- He/she speaks on behalf of the members, the pigeon breeds and the judges.
- The president of each region then also has a seat on the full National Executive Committee. They have a voice in everything and should act as a link between the National Executive Committee and the region's management and the region's members.

Currently there are three full National Executive Committee meetings per year:

1. The first one is just before the start of the National Championship show. It is usually a long meeting that all feedback to the annual general meeting of

the members is trampled through here.  
 2. Then the 2nd one is just after the National Championship Show, it's usually a short feedback meeting.  
 3. Then in January every year one is held in Bloemfontein which has always been a long meeting because then all the past and present year's activities is on the agenda

**Regional Management:**

- The regions Management posts should be the same as the National Executive Committee without the Ringmaster, Webmaster and the Editor. They can elect a noteswriter who communicates with the National Editor on articles for the Fancy Pigeon.
- The minimum posts that a region should have is the President, Secretary and the Treasurer.
- In the regions, there are also judges officers. They ensure that each breed is judged by a registered judge and that the cage size is correct and that the data is send in for processing.

The next important post is the one of Show manager. He/she is the person who handles the show preparation, layout and everything needed to hold a proper show. Then on the show day make sure everything is in place and correct.

**Regional Presidents:**



**Pieter Neethling**  
**Streek President**  
**Wes Kaap Streek**



**George Bell**  
**Streek President**  
**Suid Westelike Distrikte Streek**




**Danie Strydom**  
**Streek President**  
**Oostelike Provinsie Streek**




**Seppie Esterhuizen**  
**Streek President**  
**Noord Kaap Streek**



**Harry Munnik**  
**Streek President**  
**KwaZulu-Natal Streek**



**At van Jaarsveld**  
**Streek President**  
**Oostelike Streek**



**Gerhard van Aswegen**  
**Streek President**  
**Noord-van-die Vaal**  
**Streek**



**Chris van der Walt**  
**Streek President**  
**Vrystaat Streek**



**Awie Esterhuizen**  
**Streek President**  
**Wes-Transvaal**  
**Streek**



**Matt Willemse**  
**Streek President**  
**Noord Vrystaat**  
**Streek**

### Judges

How do you become a judge?

1. You apply to be tested during the SA's.
2. Pass the test and you are a judge in the breeds you have been tested.
3. You may only be tested for 4 breeds per year.

### Senior judges:

- They are judges who are nominated by the senior judge's forum and have to meet a lot of criteria.
- They may judge any breed.
- They are also responsible for judging the final inter breed competition at any show and must then also nominate top 7.



**South African Rare Breeds Club**  
**Suid-Afrikaanse Skaarsras Klub**  
**Established \*\*\* 1988 \*\*\* Gestig**  
**We endeavour to enhance the following rare breeds**  
**Ons bevorder die volgende skaarsrasse**



**Arabian Trumpetter, Carneau, Cauchois, Crested Soutz, Damascene, Danish Saubian, Danzig High Flyer, Domestic Flying Flight, Domestic Show Flight, Dutch Capuchine, Dutch Highflyer, Fairy Swallow, Full Head Swallow, Maltese, Indian Fantail, Jacobin, Memeler Highflyer, Muffed Ice Pigeon, Cleanlegged Ice Pigeon, Nuremburg Lark, Ptarmigan, Silician Swallow, Skoorsteenveër, Starling, Stargard Shaker, Steinheimer Bagdad**

**For more information - Contact - Vir meer Inligting kontak**  
**President: Hennie Hattingh Tel: 034 995 1020 Cell: 082 923 3910**  
**Sekretaris: At van Jaarsveld - Tel: 013 245 1700 of Cell: 082 368 1214**

Julie 2019



## My Life Story

### Jonas Rodney Stevens

I was asked by Christo Munnik to write an article about my life. So, here we go. I was born in 1963 in Harding, a farming community in now Southern Natal, but it was differently known in those days. My father's family were Stevens, straight out of England. My grandfather came here with the English guard and they became the Natal Mounted


Rifles. But my grandfather left that life and became a farmer. Dairy cattle and milking 1000 head a day. My mother is a Van Schalkwyk, and her family came from Weza near Harding. Her family was in forestry. They had a kind of arranged marriage, and I was the first result, with only one other sibling – a brother named Christopher.

My father, after getting married, pleaded with his father to allow him to leave the farm and he wanted to join the Natal Parks Board. This meant my dad was posted to the far realms of Northern Zululand. So my journey began in the bush. The real bush LOL. My father, working with the Natal Parks Board, started the game reserves with others. Mkhuzi Umfolosi, then Kosi Bay, and then St Lucia and Charters Creek. So yeah, I had buck, lions, cheetah and leatherback turtles, etc. as my pets and companions.

We had no roads in those days and would travel via Land Rover on old tracks to the north from Durban and then leave the vehicles at an old Zulu's place and travel further on horseback. We lived in a reed hut, which could be moved around until houses were built. So yeah, quite a life.

In years to come, my father left those areas and came to the South Coast of Natal as a fisheries officer in the Natal Parks Board, since I needed to go to school. With constant moving, I attended more than six different schools as my father got promoted. Eventually, he moved to Head Office at Queen Elizabeth Park in Pietermaritzburg.

In 1974, when we moved to Pietermaritzburg, I went to the Royal Agricultural Show for the first time in my life. I saw so many animals other than all the farm animals that got shown, in those days. Rabbits, Guinea Pigs, Show Budgies, Show Poul-



## South African Blower Club Suid-Afrikaanse Blaasduif Klub Established \*\*\* 1988 \*\*\* Gestig



We promote the following Blower Breeds  
Ons bevorder die volgende Blaasduif Rasse

**Brunner Pouter, Norwich Cropper, Dutch Cropper, English Giant Pouter, Pomeranian Pouter, Holle Cropper, Pigmy Pouter, Reversewing Cropper, Ghent Cropper, Czech Ice Cropper, Voorburg Shield Cropper, Gorguero Pouter, Elster Cropper, Hana Pouter, Bavarian Pouter, Saxon Cropper, Marchenero Pouter, Lille Pouter, Canaria Cropper, Thuringian Cropper, Valenciana Pouter**

For more information - Contact - Vir meer Inligting kontak

President: Jan Labuschagné Cell: 083 491 2919

Sekretaris: Dirk Scholtz - Cell: 082 452 4229

Julie 2020

try, Pheasants, Turkeys, Ducks, Canaries, Parrots, and so much more. Then came the Fancy Pigeon hall. Well, here I fell apart 47 years ago. I wanted everything, but English Long-faced Tumblers got me.

That was it! My mom and Dad were “NO...” I wouldn’t hear of it and so I met Uncle Eddie Keiser of No. 6 Tatham Road, Pietermaritzburg. He offered me a pair if I came and visit. Well, Mum and Dad gave in eventually... So that’s where it all began. That is the next half I will write about.

Back to my life... So I carried on my schooling with my new hobby. We then moved to Howick in the midlands of KZN, and I finished my high school career at this school. I loved sports, so I played rugby, cricket, tennis and soccer for the Howick Town team and allsorts. I was fortunate to be a good sportsman and also headed up our school’s cadets.

In 1981 came the old Army days and off I went to Ladysmith in KZN – 5 SAI Military Camp. Things went well for me, being promoted to Corporal and heading up my troops. I went for specialized training and signals etc. During my military service, I participated in hockey and was granted my Natal Military hockey colors.

Finishing my military career in 1983, I went to work for Standard Bank of SA. I was found by the bank to excel and they put me on what they called “accelerated training.” So I was promoted and had to leave the Howick branch behind for the Windermere branch in Durban. (bush brat in Durban eish!) In 1984 I got married while working in Durban, and doing my Standard Bank College and exams. I was then promoted and transferred inland to Ladysmith KZN. Things moved fast, and I was headhunted by SA Perm as a branch manager, where I gained valuable knowledge and experience inspecting properties and learning of building practices. (at 24 years old)

Not long and for a lot of money, Old Mutual bought me out. Then I was with Nedfin Bank in corporate finance when I moved back to Pietermaritzburg. Not long after that, I was headhunted by Sanlam but Nedfin reapproached me and I went back to them for huge money in those days. Not long after that, we were incorporated into Nedbank itself, where I became the Marketing Manager for the Nedbank Group, SA Perm, Old Mutual, Nedfin, and Nedbank. I had a great job working with all the

branches of the above group, running commercial banking to bonds, finance, insurance, and assurance for the bank.

Then I got divorced. It was a nightmare I never really got over until around 2012. So I kind of lost it with what happened, and in 1992 after getting divorced, I resigned from the bank to do my own thing. Money no longer drove me. So I had an 11-year whirlwind in the financial industry and it was great years. I gained immense financial insight during those times.

During the years of 1987 to 1992 I had built up my bird farm, “Feather in Bird Farm,” my own insurance brokerage, plus we formed and had other interests like the Exotic Pets shop range and plant nurseries. Most of this my mother, father, brother, and ex-wife ran while I worked in the bank. Unfortunately, due to the divorce, I lost most of this.

I carried on in KZN until 1996 and decided I just could not work through all that happened and I made a decision to move to Bloemfontein Free State with a friend, Dianne Weatherall, who took up a post at Quintiles as a computer programmer. So in 1997, we moved there. While I was in Pietermaritzburg I also continued with my hockey and played for Natal for two years. I became a cricketer with my club and also played four years as Captain with Natal indoor cricket. Whilst doing all of this I started to coach Natal’s Women outdoor cricket, and that’s when women’s cricket started.

When we arrived in Bloemfontein, I decided to open my own building contracting business, which began on the 7th of March 1997. I began playing cricket with Dianne for the Tempe Military Base club. It was not long and I was engaged to coach the Military Women’s team and before long I was on the Free State Cricket B.C.C. In due course, I coached Free State women’s cricket for several years.

So here my new journey began and my building company began to grow. I did quite a lot of work in the military camp and in and around Bloemfontein. Obviously, I had arrived in the golden years of the Great Free State Pigeon Regions. We had massive shows and amazing Specialist Club days. But you must hold on for that chapter.

In 2005 I left Bloemfontein to go to KZN near Wartburg to do a contract with SA Crocodile Traders. I helped build up the three farms by building dams

– water reticulation and all that was necessary. I worked there as a contractor and farm manager, running the croc farms through to 2011. It was an interesting time in my learning curve and I loved working with the crocodiles. Chris van den Berg and Christo Munnik often visited and went on walks through thousands of crocodiles. Great times!

In 2012 I returned to Bloemfontein and carried on working in my beloved Vrystaat. From here I did awesome contracts in the Kalahari at Witsand Nature Reserve and surrounding areas, which included roads, houses, and many cleanup and rehabilitation of sensitive areas. During 2014, through and for all sorts of reasons, I moved to a small West Coast town called Kleinzee. I have now been here for 6.5 years and continued with my building business.

During my first period, I started the Kleinzee Rate Payers Association and acted as the leader of this group and the town, but after nearly two years, the townsfolk got dissatisfied with the situation of not having a municipality, so we decided to leave it at

that and stop trying to get the town to work together. Coming to Kleinzee was not one of my better decisions in life, but one great thing happened for me. On the 3<sup>rd</sup> day of May 2019, I got married for the second time, to my beautiful wife Marietha. This after being single since 1992.

This decision to be in Kleinzee sounded right at the time but unfortunately cut me off from my family, pigeon friends, and most shows, as we are so far from everything, being just south from Port Nolloth. So distance and roads are a major problem. Business is not that great in this region, being a relatively poor area. But it is a quiet and safe part of the world.

My wife and I are seriously considering and wanting to move back to the Free State, so we will have to see what comes of it. Well, this is a little insight into who I am and a bit about my life. The follow-up article will cover my 47-year pigeon history. Tons of pigeon love from loft to loft.

Rodney Stevens

### Faults on Fancy Pigeons:

- Common faults that pigeons should be penalized for at shows:
- Slight uncoloured eyes. It can also be a disqualification if the relevant breed standard described it.
- Sunken eyes and drooping eyelids.
- Long, flat nose type head.
- Male with very feminine head.
- Limp or hanging wings. There are varieties that should have hanging wings.
- Distorted, damaged or weak wing and tail quills.
- Dull coloured feathers.
- Worn feathers.
- Poor chest.
- Hang tail or weak tail connection.
- Slight curved breastbone.

### Disqualifications of Fancy Pigeons:

- Very uncoloured eyes.
- Eye with split pupils.
- Pearl on eye or blind.
- Crooked or curved beak.
- Crooked tail.
- Crooked neck.
- Hump back.
- Jagged back. (Crocodile back)
- X - Legs.
- Split wing / tail quills.
- Excessive trimming.
- Wrong ring size.
- Lack Like pigeons. (Off toes or nails)
- Severely curved or indented chest bones.
- Pierced (pinholes) in feathers.
- Feather lice.
- Poor condition.
- Sick pigeons.



**President**  
**Chris de Bruin**  
 Tel: 012 819 1594 (na ure)  
 012 420 0181 (kantoor ure)  
 e-mail: chris.debruin@dcs.gov.za or tiaandebuin@hotmail.com

**Sekretaris**  
**Peet Botha**  
 Sel: 082 467 0996  
 e-mail: peetsandra@vodamail.co.za

Februarie 2020



**Carriage in Motion**  
**By Brian Pogue**

**Submitted by Nico vd Westhuizen**

There are several people who are critical of the fact that birds do not move enough in the show pens. When I lace my birds up and set them down on the loft floor, they parade across the pen usually to their "spot" so I am not convinced that fantails' ability to perform has diminished. Now these pens are large and the birds do have lots of room to parade. I have often wondered about making up a pen say 8 x 8 with walls 12 inches high and judging birds on the floor.



Perhaps there are reasons we do not see birds walk as much at shows. Most clubs now are using judging pens that are 4 feet wide and 3 feet deep so there is enough room for the birds, provided that there are 4 or less birds. My observation would be that when a bird bumps into something like another bird, the side of the cage or the turner's hand that the bird stops or is spooked. So it is important that judging pens are not overstocked. I think we lose sight of how large we are compared to the birds. How often do the birds look upon humans as predators? I often see a turner with his hand in the pen and the judge is also standing very close by' even saw one judge with his elbows and face inside the judging pen. The result is that the birds freeze somehow hoping that they will not be as noticeable. I believe that judges need to step back sometimes and just let the birds perform!

I think it is important look at the standard and see what it describes for carriage in motion. Below are



**Corrie Oosthuizen**  
**Breeder of True Performing**  
**Birmingham Rollers**

**Contact Details:**  
**9 Moorhen road, Herlikonpark Randfontein**  
**Cell: 076 889 4199**  
**e-mail: corrie.g2018@gmail.com**



Januarie 2021

several standards, some that are older to provide some context.

**Old British (33 points) and Australian (25 carriage & 8 motion).**

Carriage and motion – the bird should stand on its toes and walk in a jaunty manner with its head thrown back in a graceful manner and resting in contact with the centre of its cushion. Body to be carried so that the chest forms the highest point of the curve and without any sign of reaching to break the symmetry of the body. Flights should be short, close fitting and almost meeting at the tips, the wing butts should be blended evenly into the curve of the chest without showing any signs of openness. Tail carried well up, not being allowed to drop or incline forward, with the bottom shoeing feathers touching or almost touching the ground. When settled the bird should be steady and well balanced.

**CCFC – 25 points**

The bird should walk in a jaunty manner on its tip-toes with its head thrown back in a graceful manner and resting with ease, closely, constantly, in the centre of, and at the base of the cushion.

Chest – full and round like a ball, carrying out the rounded contour of the body. Apparent upheaving of the chest when the bird is in motion.

Wings – neat, closely fitting to the body, showing body frontal, underbody and part of the thigh when viewed in profile. The wing butts shall be hidden so as to preserve an overall appearance of roundness of the bird, with flights tight not loose, just clearing the lowest tail feathers almost meeting at the tips and not breaking away from the general lines of the wings.

Tail – carried well up, not being allowed to drop or incline forward, with as much toptail as possible showing above the chest when viewed from the


front at eye level.

**CFC – 20 points**

Carriage in motion relates to the behaviour and carriage of a Fantail in motion, or walking. Posture while standing is covered with each structural trait. Proper carriage in motion demonstrates a balance between all the structural traits ensuring no trait invades and destroys another. Fantails should walk forward in an airy carefree manner while maintaining graceful control. A Fantail should go on short trips (jaunts) and have its head thrown back in a graceful, effortless manner consistently centered from side to side and at the base of the cushion,



maintaining a full round body with wings well covered and closely fitting to the body, tail carried upright presenting as much top tail as possible while walking on its front toes. There should be a slight upheaval of the chest with each step and no inclining forward or dropping backward of the tail and no loosening of the wings.



**Gerhard van Aswegen**

**Teel met Norwich Cropper, Brunner, Working Homer, Oriental Roller, Holle Cropper, American Showracer, Chinese Owl, en Stargard Shaker, Kontak besonderhede:**

**Sel: 082 921 1747**

**E-mail: [gjtlofts7@gmail.com](mailto:gjtlofts7@gmail.com)**

Januarie 2021



The Fantail should perform these disciplines without a great deal of encouragement. However, the judge may have to straighten tangled feathers or wait for distractions in the walking pen to dissipate. Carriage in motion is the only place all the traits are considered as whole. Carriage in motion explains how the traits of a Fantail relate to each other while the Fantail is in motion.

When we look at Jeç Baton's article on the 114 year standard, we see there was a time when they wanted the head to shake and there is reference to birds walking backwards. The British and Australian standards say carriage and motion but with very little said about the motion other than "walk in a jaunty or graceful manner". In fact all of the standards do not really define how a bird should walk other than to say it should look the same as when it is standing still with head positioned, wings tight to body, tail not dropping. The CFC version states "A Fantail should go on short trips (jaunts) walk forward in an airy carefree manner while maintaining graceful control" but what does that really mean?

What about answers to How many steps should a bird take on a "jaunt"?

How quickly or slowly should those steps be taken? Should the leg stay straight or should the bird "break down" and bend its leg when walking? I refer to fantails as a ballerina. So how does a ballerina perform?

Does she not get on her toes and dance across the stage or to a certain point where she comes down flat on her foot to rest?

How about something like "Carriage in Motion - Fantails are a performing breed and are to 'show' constantly when being judged. A Fantail must display a desire to perform by walking. The bird should walk forward with short dainty steps without bending the leg (knee) and having the ball of the foot and the back toe off the floor, with jaunts of 6 to 10 steps and finish with both feet pointing straight forward and even with each other. While walking, all of the Fantail characteristics should be maintained – the bird should look the same as when it is stationary, but have a flow as it gracefully parades across the pen. There will be a slight upheaval of the chest as the bird steps and goes up on its tiptoes and back down on the ball of its foot."



**Loft hygiene, Breeding and Moulting season:**

**Submitted by DS~PS Featherlove**

**The Fancy Pigeon**

## Loft hygiene

Only a clean cage can accommodate healthy pigeons. Scrape clean the perches and the floors daily with a plate and remove all manure and feathers with a hard brush. Then put a thin layer of lime across the floors. Wipe the lime steadily to the front of the cage so the whole floor is covered, especially wet spots. Lime twice a week is sufficient unless the floor become wet somehow. The lofts walls, perches and breeding nests must be rinsed once a month with "Jays fluid" in warm water, dried up and then the floors scrubbed with the same mix. When babies are in nests, it must not be cleaned before they are 8 days old. Then you can enter and wash twice a week and place the nest pans in the sun to dry.

The sun loft's floors are usually of natural soil; here you can pour a layer of about 3 to 4cm clean coarse sand, preferably sea sand. If sea sand is not available, use regular clean sand. Once a week, a thin layer of lime can be sprinkled over the sand and the sand floor can be gently raked.

Spray cages with Dovine about every six weeks to prevent the promotion of intestinal parasites. It kills all eggs of parasites, germs and bacteria

that may be present in the nest almost immediately. You should always keep in mind that the lofts, perches and other surfaces should be clean before any spraying.

## Breeding and molting time

### 1. Breeding Season

#### Treatment and observation:

Months before the breeding season one can already start looking at possible matings with regard to colour, conformation, and other factors that play a role in order to meet the standards to breed good pigeons. Breeding season is normally from June to December. The belief among many old Pigeon lovers is the best young birds are bred during the cold winter months. Then we can realize why lofts cannot be dark, with associated cold.

#### Treatment:

High demands are made of breeding pairs and therefore they must be healthy to perform with the creation and rearing of young. Beginning three weeks before the breeding pairs are placed together with treatment oat least crop cancer. Meditrich is good preventive agent for this); coccidiosis (ESB3 or Amprol); worms (Mediworm an excellent overall tablet for this purpose) and bacterial contamination - (Tylo Tad plus for ornithosis, mikoplasmose, E-coli). Remember not to give any fodder for the birds if you treat for coccidiosis; it can cause death. Do not follow-up treatment too quickly, about three to five day intervals is sufficient and then build the pigeons bodies successfully up with vitamins, minerals and acid mixture.

An important part of the cleansing process is nutrition. When we start with the necessary drugs, the food mixture must also be changed. Continue with your usual blend, but add lots of barley. It is simply to get rid of the fat and facilitate mating. The pi-

geon's condition will not deteriorate, but it will lose unnecessary weight.

#### Diet during breeding period:

During this time we must ensure that the parents' diet is sufficient and balanced, because they must feed babies, the protein in the diet should be made more. The feeding process reduces the parents' resistance and the pigeon health can drop. The parents must eat relatively more so that their constitutions can be built after the baby's crops are fully pumped with feed. The ration must be complete and should at least contain the following:

#### Proteins:

May even form half the ration since this will assist in building the tissue structure and therefore extremely essential for healthy growth of the young birds. Pigeon growing pellets contain about 18% protein, 10% fiber, 2% calcium and 1% phosphorus. Apart from the high nutritional value it also promotes bone and suspension due to calcium and phosphorus respectively.

#### Vitamin and iron:

Should be provided to build up strength of both parents and babies. Vitamin B1 works against paralysis in small pigeons and iron prevent anemia. There are several products on the market with a balanced mix of vitamins, iron, etc. like Befee powder and Phenaminovite. With the former, the food are made moist with garlic oil rubbing it in with both hands and then the powder scattered over and stirred with a spoon so that the powder can cling to the garlic (2 teaspoons garlic oil with 2 teaspoons Beefee powder on a kilogram of feed mixture). Phenaminovite should be mixed with water as directed: Both products as well as garlic oil are relatively cheap. Treat about 3 to 4 times a week.



## MODENESERKLUB VAN S.A.

President: Jan Lombard - 083 274 1014

Sekretaris/Tesourier: Wim van Rensburg - 084 504 2928



### DIE PERFEKTE RAS:

Top kwaliteit Europese Bloedlyne (6x top-7 in 2 jaar), Elegansie, Vrugbaarheid, Kleurverskeidenheid, Goeie Voeders, Invoerstrategie om Top Duiwe binne alle lede se bereik te plaas

What do you get when you combine long legs, beauty, elegance and curves?

The perfect bird!

Julie 2020

### Spinach with salt:

Works wonders twice a week at breeding pigeons and their off spring. Chop spinach and other greens fine and sprinkle lightly with salt. The pigeons become infatuated with it. Submit in bowels, and not on the open floor.

### Crushed shells:

Are essential for the health of our pigeons and should always be placed at their disposal. This is for the pigeon's condition and provides lime to the body. The natural product is good and contains salt and iodine, but Sparky product is a mixture which also has essential minerals, etc. to build and promote feather quality.

### Method of nutrition:

In bowels where the pigeons can climb in and make a mess. It is important that the bowels are not full of food all the time. Breeding pigeons must be conditioned, in other words, they must be introduced to certain feed twice a day. In this way they will eat eagerly and feed the babies better. After the young are fed, there should still be enough food left for the parents to eat. Do not breed with your pigeon's year in and year out.

### Concluding tips related to breeding:

Disinfect the pigeons and incubators against external and internal parasites.

Treat pigeons individually against external parasites.

Treat pigeons for coccidiosis, crop cancer, worms and bacterial contamination.

When breeding pairs are paired up, examine each ones' vent (anus) and remove fog and even excess feathers around the vent to facilitate mating and promote fertilization.

Ensure a balanced diet and avoid overfeeding.

Fill ration with vitamins, minerals, required hours,

iron and protein.

Ensure that treated crushed shells are in the cage all the time.

Clean nest boxes and pans regularly to prevent flies and associated parasites.

Do not use any drugs during breeding season, and if required, treat only individual pairs.

Continuously attempt to keep breeding pairs quiet and clean.

Select strictly and eliminate weak and unwanted babies out.

### The lay and hatch of eggs:

Now after all the previous, we can start the reality in the breeding pens. Once all the breeding pairs are paired up, and after careful consideration of various factors, open one pair at a time so that they will not be interrupted at the feed and mating for about 15 minutes. This enables them to learn the position of their breeding pen. Straw or pine needles should be made available on the floor of the loft so that the males can fly up and down with the pine needles to build the nest. Both male and female will build the nest very carefully. (Make sure, however, that there are enough nesting material in the breeding loft because it keeps the male busy and happy and keep the pair close to their nests.)

Females are mated several times a day and if all be successful, the first egg will be laid after 6 to 10 days. The egg fertilize only 42 hours before being laid. (With this in mind you can use a stud male that are not paired with the female, but brought to her at the crucial time when she wants to mate to fertilize her. This way he can mate to 4 to 6 females and the eggs will be fertilized and the young are then hatched and reared by another male.)

The first egg is usually laid in the late afternoon, between 5 and 6 pm. Females who are very broody, sit on the nest after the first egg is laid. It is not desirable for the eggs are laid two days apart and will also hatch two days apart. The first baby will

## Birmingham Roller Vertoners Klub



*President: Christo Munnik*  
*e-mail: cora.christo@gmail.com*  
*Sel: 076 391 5800*

*Sekretaris: Attie van Aswegen*  
*e-mail: attievanaswegen@gmail.com*  
*Sel: 082 411 8483*



then be fed crop milk and after two days when the second baby hatch he will usually be left alone and not fed. So some pigeon lovers take the first egg away and return it as soon as the second egg is laid. (Remember then to turn the egg twice a day.) The second egg is laid two days later, but in this case usually between 2 and 3 pm. The parents sit 18 days on the eggs and relief each other at regular intervals. Normally the babies appear on the 18/19th day. From this point to the 6th day the babies just get Crop milk. On the 6/7th day you will already find solid food in the baby's crops. On the 8th day the baby must be ringed with the prescribed ring. It is not desirable for a pair of pigeons too raise a pair of babies more than 6 times in a season and in the case of young yearling pigeons only 4 and no more than two sets of eggs. Here it is good to make use of foster parents.

#### Taking care of babies:

#### Observation during the breeding season:

We can already see after five days whether the eggs have been fertilized. If the eggs are darker in color, it can be assumed with certainty that everything is in order. If in doubt, the eggs can be examined by holding it to the sun or on a light. If it is fertile, the embryo with blood veins be clearly seen, otherwise it will be virtually transparent and worthless.

#### Taking care of babies:

This is a very important aspect for the breeding of future champions. First, there must be clean water available at all times. Then a balanced diet must be made available to the parents by introducing an effective breeding mixture. This mixture should contain shelled sunflower, peanuts, linseed and protein-rich seeds, e.g. canary seed. Give enough food so that there is a little left, so that the parents can allow their bodies to build and maintain good condition. After the age of about eight days, a brewer's yeast tablet (especially for pigeons) can be given to every baby twice a week; it performs absolute miracles. Administration of vitamins is another very important aspect, as well as natural minerals and acids.

If you decide to separate a pair of pigeons, remember that if there are babies in the nest, the mother will not feed them until weaning, but the father will. A female will after a day or two simply leave the

young, while the male will feed them to even after weaning. Weaning usually takes place on 30/32 days old or when the young can feed themselves. Some young, however, developed faster than others, but we should never take babies from their parents before the feathers under the wings are not covered 100%. Time plays a role, but the latter aspect is the most important thing to remember.

The pictures show exactly how to ring a baby pigeon. Hold the bird in the left hand and then: Pull ring over the three front toes of the baby.



Pull the ring to the back over the back toe. This will not hurt the baby because the toe is flexible.



Pull the hind toe out from under the ring so that all the toes are beneath the ring.



## Weaning of babies:

This baby that cannot be weaned now. You can see that the youngster is naked under his wings.



A baby that is ready to be weaned, feathers are fully grown under the wing.



## Tips with babies:

After baby pigeons are weaned, the process of care does not end. On the contrary, it must be given special care. Now they have to get the right nutrition with also the necessary vitamins, minerals, and so on. Please check that they drink enough water, it is extremely important. Give pigeon's normal diet and also a mixture of special grains.

## Some tips regarding the care of babies:

Provide a high protein ration, oilseeds, iron and integrated vitamins must be available to parents during nest feeding and the weaning stage of the young;

Take babies away from older birds, in a special cage on their own;

Teach young birds early to eat forage;

Provide crushed shells (Sparky's enriched mixture);

Observe whether all the babies eat enough and drink clean water, for at least the first 2 days after weaning and assist where necessary - particularly water-related;

Water and feeding bowls in the nest cages, must be placed so that the minimum wastage take place, this makes a great contribution to the babies eating habits at an early stage.

## Molting time:

It is usually classified as the off-season. This applies to the pigeons only and not to the boss. They must now left to molt in their own time without obligations of breeding and rearing young and the young must now develop into a pride for the boss. The basis of treatment with breeding and molting time is almost the same. However, there are differences. This period is usually from mid-January to mid-May. The first step is to separate the males and females apart, also the same with the young birds as soon as they show their sex. This means that our old males and young males and females and old females must be in separate lofts. The young birds are still in a process of growth and needs special attention, care and nutrition. As far as possible the nests from the lofts must be removed and if it is



**Chris de Bruin**  
**Teel met Cauchois, American Giant Runt, Strasser, Swiss Mondain & Gros Mondain.**

**Kontak besonderhede:**  
**Tel: 012 8191594 (n/u), 012 4200181 (k/u), e-mail: [chris.debruin@dcs.gov.za](mailto:chris.debruin@dcs.gov.za) of [tiaandebuin@hotmail.com](mailto:tiaandebuin@hotmail.com)**



Februarie 2020

impossible, the nests must be closed up so that the pigeons cannot sleep in it. Only a healthy pigeon will normally molt and develop beautiful feathers.

Once you have separated the breeding pairs and young birds, always start with the treatment of worms, coccidiosis, crop cancer and bacterial infections as discussed earlier in the breeding season. First, we must realize that molting time a nearly illness is. A pigeon literally throws thousands of feathers and each of them will be replaced. In the process, a lot of body strength is lost because the new feathers are filled with blood. With the foregoing in mind, we will realize what the pigeon's body must endure. In the process, we serve more medicine to prevent diseases; it breaks down the body. So if we break it down, we should also build it up. Here are two basic factors of utmost importance, viz. Do not give treatment too quickly together, always work on 3 to 5 days intervals; - build up the body during such interruptions with vitamins, minerals, acids, etc.

**Molting proses:**

**The Molting proses of pigeons:**

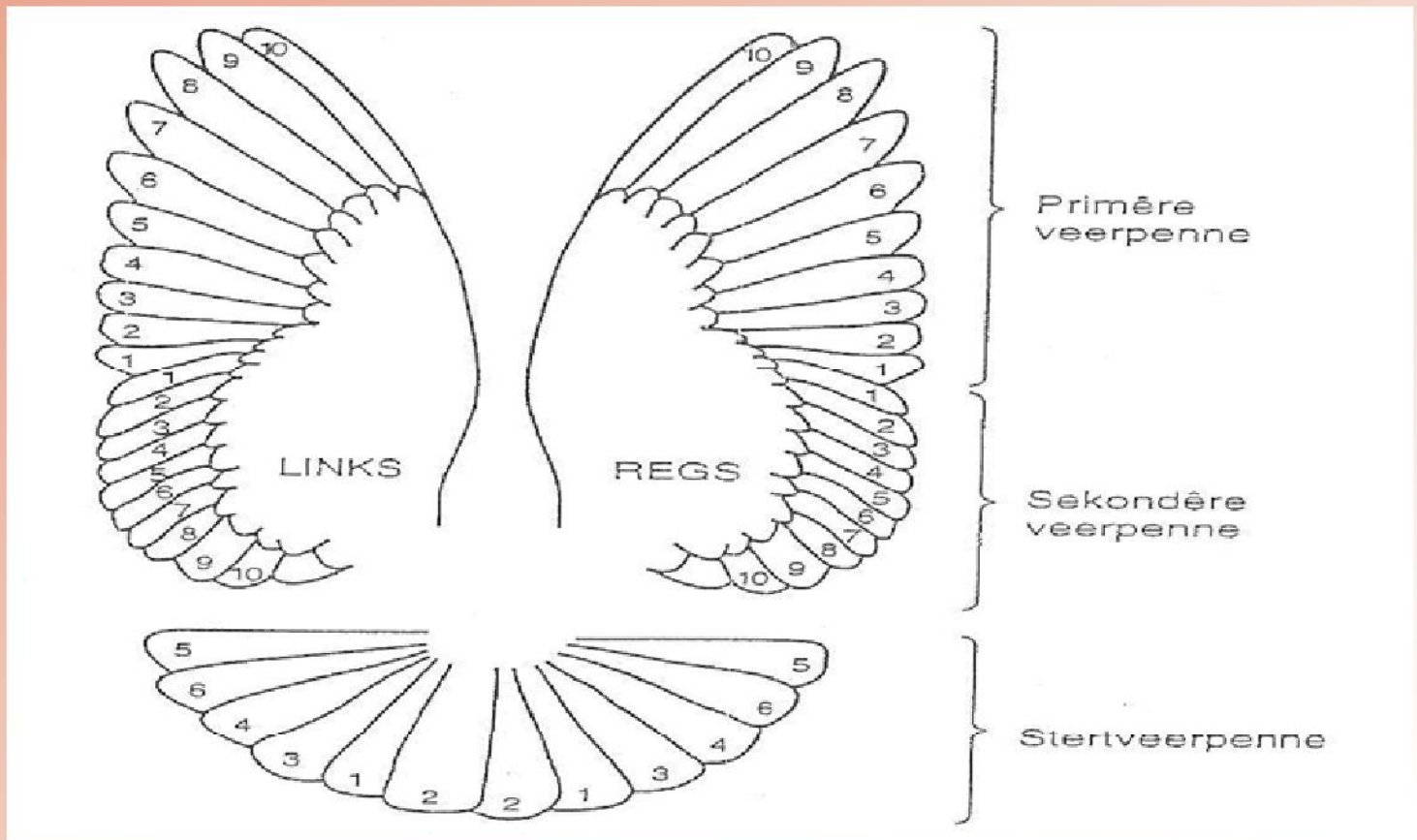
May with old pigeons that are not used for breeding or racing purposes up to October. Pigeons that hatched before 15 October complete their molt at end of April. Pigeons that hatch later will molt accordingly later. Healthy young pigeons take five to six months and old pigeons four months to complete the process.

The primary and tail feathers molt more or less simultaneously. The secondary feathers begin to molt after the primary feathers and will be completed about a month later. Once the seventh primary feather fell, pigeons will then molt their back and coverts almost simultaneously. When the neck feathers begin to molt, the molting proses are almost complete. Pigeons will only molt effectively if they are molting completely healthy, free of parasites and body reserves and nutritional status is optimal.

The molting process of the pigeon numbered according to the order in which they fall out.

**Molting tips:**

Monitor the moulting process carefully. Pigeons that were hatched before the beginning of Novem-



As already indicated the molting find place as a result of a change in hormone production, which can be attributed to the length of the days that is getting shorter. The process starts slowly at the end of December and is usually complete by late April to late

ber, old pigeons and pigeons that had stopped breeding in November should have been moulted in May. Effective moulting indicates good health and the absence of parasites.

# **Bankovs, Manie Fourie and Bertie Wessels Trophies/Trofees**

## **Rules**

1. The duration of the competitions will be from the 1st of July to the 30th of June.
2. An informative/factual article written and researched by a member will earn 300 points. An informative article from another source send in by a member will earn 150 points.
3. A letter from a member will receive 150 points.
4. Regional news will be awarded 200 points.
5. A match meeting report will earn 200 points.
6. A Regional, Young bird, Agricultural, District or Speciality Club show and the Championship show will earn 1 point per 1 bird, exhibited plus 200 points if areport is send with.
7. A good idea will earn 100 points.
8. A region which increases its membership as explained in 1 above will receive 100 points for every additional member.
9. For every R1 advert for The "Fancy Pigeon" a Region will receive 1 point towards the Bertie Wessels Trophy.

**NB Any member who obtain a R850 full page advert for the Magazine will earn free membership for the following year.**

## **Important information**

**Order from the National Ringmaster:**

1. Book of Standards R200 each
2. SAFPA ties (Navy blue) R120 each
3. SAFPA Pocket badge (Navy blue) R70 each
4. SAFPA Area scroll (Navy blue) R30 each
5. SAFPA Honour scroll (Navy blue) R30 each
6. Metal Member & Judges scrolls R50 each
7. National pocket badges (Green) R70 each
8. National Honour scrolls (Green) R30 each
9. National Ties (Green) R120 each

All prices excludes Postage contact National Ringmaster Mr. Robin Prince for correct postage

## **Reëls**

1. Die tydperk van die Kompetisies strek van die 1ste Julie tot die 30ste Junie.
  2. 'n Leersame/feitelike artikel deur 'n lid self geskryf en nagevors verdien 300 punte. 'n leersame artikel vanaf 'n ander bron wat net deur 'n lid ingestuur is verdien 150 punte.
  3. 'n Brief van 'n lid verdien 150 punte.
  4. Streeknuus verdien 200 punte.
  5. 'n Verslag oor 'n Duiwedag verdien 200 punte.
  6. Enige Streek-, Landbou-, Jongduif- Grasperk Spesialiteitsklubskou asook Kampioenskapskou sal 1 punt per duif vertoon ontvang plus 200 punte indien 'n verslag saamgestuur is.
  7. 'n Goeie idee sal 100 punte ontvang.
  8. 'n Streek wat sy ledetal verhoog soos in 1 hierbo uiteengesit sal 100 punte ontvang vir elke addisionele lid.
  9. Advertensiegeld wat 'n streek/lid vir "Die Sierduif" insamel, sal 'n punt ontvang vir elke rand ingesamel ten opsigte van die Bertie Wessels trofee.
- NB 'n Lid wat 'n R850 volblad advertensie vir Die Sierduif werf, sal vir die volgende jaar gratis lidmaatskap ontvang.**

## **Score board**

### **Bank OFS Shield**

- |                   |      |
|-------------------|------|
| 1. KwaZulu-Natal: | 3159 |
|-------------------|------|

### **Manie Fourie Trophy**

- |                        |      |
|------------------------|------|
| 1. Eastern Province:   | 1550 |
| 2. North-of-the-Vaal:  | 1100 |
| 3. Northern Cape:      | 995  |
| 4. Eastern Region:     | 950  |
| 5. Western Transvaal:  | 833  |
| 6. Freestate           | 350  |
| 7. Western Cape:       | 300  |
| 8. Northern Freestate: | 50   |
| 9. SW Districts:       | 0    |

Om te weet hoe die punte vir die twee trofees toegeken word lees punte 1 tot 8 van die reëls boaan die kolom. Die streek met die meeste punte wen die BANKOVS skild en die tweede beste streek wen die Manie Fourie trofee./To know how the points are allocated for the two trophies read the rules from 1 to 8 in the column above. The best Region win the BankOFS Shield and the second best Region win the Manie Fourie trophy.

### **Bertie Wessels Trophy**

1. Nil

Die Bertie Wessels Trofee se punte gaan slegs oor punt 9 van die reëls./The points for the Bertie Wessels Trophy is according to point 9 of the rules